



Filterdüsen

Für Wasser und Abwasser-
Aufbereitung

Filter-Nozzles

For water processing and water
cleaning

Crépines à filtre

Pour le traitement et
la filtration de l'eau

Toberas filtrantes

Para el tratamieto y la
filtration del agua



Filterdüsen-Sterne

Filter-Nozzles-Stars

Crépines étoiles

Estrellas para toberas a filtro

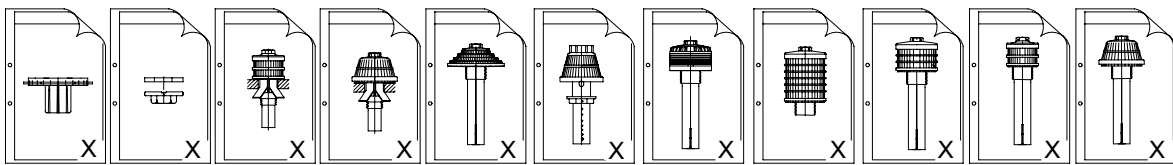
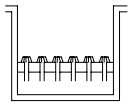
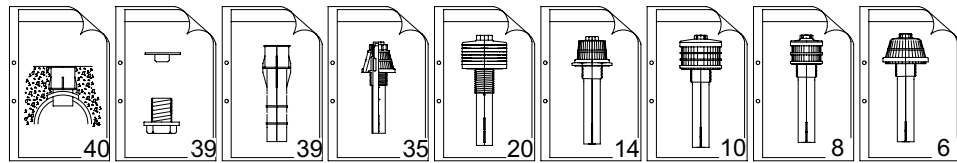
Material- beständigkeit	Constancy of the material	Résistance du matériel	Resistencia del Material
Unsere Filterdüsen und Filterdüsensterne werden aus Polypropylen hergestellt. Polypropylen (PP) ist in Abhängigkeit vom Druck zum Beispiel beständig bei 60°C (333 K) gegen:	Our Filter nozzles and Filter nozzles-stars are made of polypropylene. Depending on the drop in pressure for example at 60°C (333 K) Polypropylene (PP) is resistant against:	Nos crépines à filtre sont fabriquées en polypropylène. Le polypropylène (PP) résiste, en fonction de la pression, par exemple à 60°C (333 K) aux produits suivants:	Nuestras toberas y estrellas filtrantes están fabricadas en polipropileno (PP), Dependiendo de la presión puntual de entrada y por ejemplo a 60°C (333 K), el polipropileno es resistente a:
Ammoniak w 10 % Formaldehyd w 10 % Isopropanol w jede Methanol w 50 % Natronlauge 50 % Salzsäure 50 % Schwefelsäure 50 % Sodawasser Ozon 20°C, 50 pphm (0,5mg/L)	ammonia ag 10 % formaldehyde ag 10 % isopropanol all concentrations methanol ag 50 % caustic soda solutions 50 % hydrochloric acid 50 % sulfuric acid 50 % soda water ozone 20°C, 50 pphm (0,5mg/L)	ammoniaque aq 10 % formaldéhyde aq 10 % isopropanol aq toute concentration méthanol aq 50 % solution de soude 50 % acide chlorhydrique 50 % acide sulfurique 50 % eau soda ozone 20°C, 50 pphm (0,5mg/L)	amoniaco, sol. 10 % formaldehído, sol. 10 % isopropanol, cualquier conc. metanol, sol. 50 % sosa cáustica, sol. 50 % ácido clorhídrico, conc. 50 % ácido sulfúrico, conc. 50 % agua de soda Ozono 20°C, 50 pphm (0,5mg/L)
Polypropylen ist physiologisch unbedenklich.	Polypropylene is physiologically unobjectionable.	Le polypropylène est physiologiquement neutre.	El polipropileno es inocuo.
Polypropylen wird bei zunehmenden Frost spröder. Bitte, behandeln Sie Produkte aus PP entsprechend. Bei Kälte empfehlen wir die Filterdüsen und Mutter vor der Montage zu erwärmen.	With increasing frost polypropylene gets more sensitive. Please, handle all articles made of polypropylene accordingly. If it is cold we recommend to warm up filter nozzles and nuts before installation.	Le polypropylène devient plus cassant en cas de gel croissant. Veuillez traiter les produits en polypropylène en tenant compte de ce facteur. Lors de basse température nous recommandons le réchauffement des crépines à filtre ainsi que des écrous avant le montage.	A bajas temperaturas la fragilidad del polipropileno aumenta. Deben utilizarse los productos fabricados en PP, teniendo en cuenta la anterior circunstancia. En caso de bajas temperaturas, recomendamos calienten las toberas filtrantes y tuercas antes de su montaje.
Für Heißwasser bis max. 110°C empfehlen wir in Abhängigkeit vom Druck Polypropylen mit chemisch gekoppelter 30% Glasfaser (PP GV 30 S). Mit dem Einsatz von PPGV30s ändern sich die angegebenen Maße. Bitte bei Bedarf nachfragen.	For hot water of a continuous temperature of up to max. 110°C depending on the drop in pressure we recommend polypropylene with chemically combined 30% glass fibres. Using PPGV30s, the indicated measurements may change. If required, please contact us for information.	Pour de l'eau chaude à température constante allant jusqu'à 110°C max., nous recommandons l'utilisation du polypropylène chargé à 30% de fibres de verre. Pour le PPGV30s, Les dimensions indiquées peuvent changer. Les cas échéant, n'hésitez Pas à nous contacter pour plus d'informations.	Para agua caliente a temperatura constante hasta un máx. de 110°C, y dependiendo de la presión puntual de entrada, recomendamos utilizar nuestras toberas fabricadas en PP reforzadas con el 30% de fibra de vidrio. Utilizando PPGV30s, las medidas indicadas pueben variar. En caso necesario, les pedimos que contacten con nosotros para especificaciones.
Für Heißwasser bis max. 135°C empfehlen wir in Abhängigkeit vom Druck PVDF. (Bedingt beständig gegen konzentrierte Laugen).	For hot water of a continuous temperature of up to max. 135°C depending on the drop in pressure we recommend PVDF. (Conditionally resistant to concentrated caustic solutions).	Pour de l'eau chaude à température constante allant jusqu'à 135°C max., nous recommandons l'utilisation du PVDF (résistance limitée aux solutions concentrées).	Para agua caliente a temperatura constante hasta un máx. de 135°C, dependiendo de la presión puntual de entrada, recomendamos utilizar nuestras toberas fabricadas en PVDF. Resisten soluciones concentradas de bases fuertes (con restricciones).
Farben für Schlitz (PP): 0,2 = elfenbein 0,3 = grün 0,35 = weiß 0,5 = grau 0,7 = gelb 0,8 = blau 1,0 = schwarz 1,5 = orange 2,0 = grün	Colour of slots (PP): 0,2 = ivory 0,3 = green 0,35 = white 0,5 = grey 0,7 = yellow 0,8 = blue 1,0 = black 1,5 = orange 2,0 = green	Coloration par fente (PP): 0,2 = ivoire 0,3 = vert 0,35 = blanc 0,5 = gris 0,7 = jaune 0,8 = bleu 1,0 = noir 1,5 = orange 2,0 = vert	Color de las ranuras (PP): 0,2 = marfil 0,3 = verde 0,35 = blanco 0,5 = gris 0,7 = amarillo 0,8 = azul 1,0 = negro 1,5 = naranja 2,0 = verde
Anzugsmoment bei der Montage ca. 0,5 kpm / 5 Nm. Max. 430 U/min	Tightening torque when fitting approx. 0,5 kpm / 5 Nm. Max. rmp 430.	Couple de serrage lors du montage env. 0,5 kpm / 5 Nm. Max. 430 Tour/min.	Momento de torsión para el montaje, Aprox. 0,5 kpm / 5 Nm. Máx. Rmp 430.
1 mWS = ca. 0,1 bar	1 mWS = approx. 0,1 bar	1 m de colonne d'eau = env. 0,1 bar	1 mWS = aprox. 0,1 bar
Gewinde in Anlehnung an DIN ISO 228 für G, BSP ANSI B1.20.1-1983 für NPT, NPSM ANSI B1.1a-1984 für UN	Threads in the approach of DIN ISO 228 for G, BSP ANSI B1.20.1-1983 for NPT, NPSM ANSI B1.1a-1984 for UN	Les fils dans l'approche de DIN ISO 228 pour G, BSP ANSI B1.20.1-1983 pour NPT, NPSM ANSI B1.1a-1984 pour UN	Número aproximado hilos de rosca según DIN ISO 228 para G, BSP ANSI B1.20.1-1983 para NPT, NPSM ANSI B1.1a-1984 para UN
Maße in mm.	Dimensions in mm.	Dimension en mm.	Dimensiones en mm.
Irrtümer / Druckfehler Technische Änderungen vorbehalten.	Error / Pressure Failure We reserve the right to alter specifications.	Sous réserve de fautes ou d'erreurs d'impression et de modifications techniques.	Error / Fallo de Presión Nos reservamos el derecho de alterar las especificaciones técnicas.
Alle technischen Informationen verstehen sich ohne jede Gewähr. Es gelten die Angaben des jeweils angeforderten Datenblattes.	No responsibility is taken for the correctness of the technical information. Only specifically provided data sheets are valid.	Toutes les informations techniques sont sans garantie. Seules les fiches techniques spécifiquement fournies au client sont valables.	Todos informaciones técnicas son sin garantía. Solamente nuestras hojas de datos específicos directamente transmitidos al cliente son válidos.

Anwendungs-
beispiele (Inhalt)

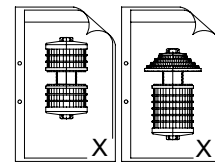
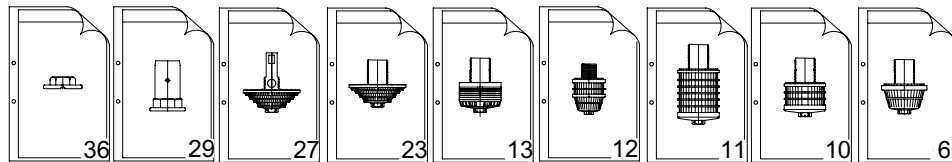
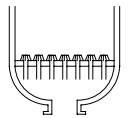
Contents and
typical applications

Sommaire
mode d'emploi

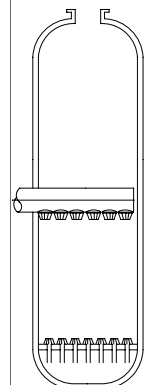
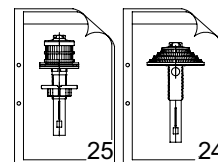
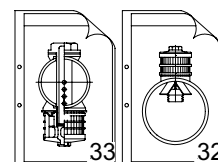
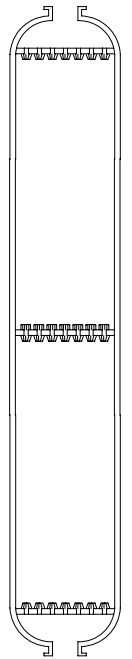
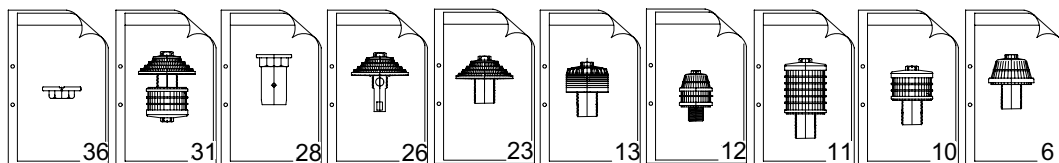
Ejemplos de
aplicacion indice



X = 6-23 / 34-35



X = 30-31

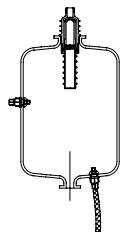
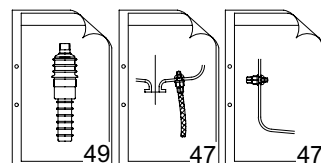
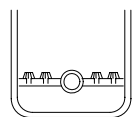
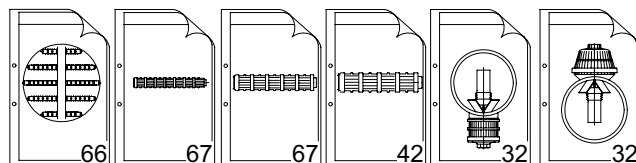
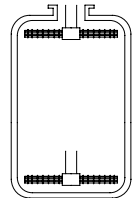
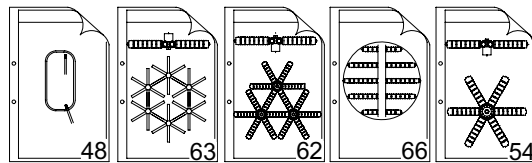
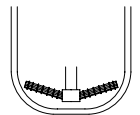
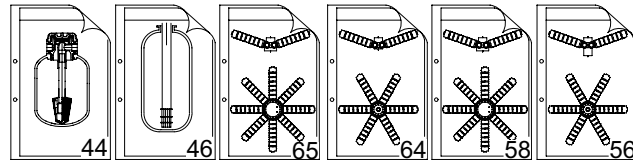
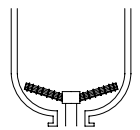
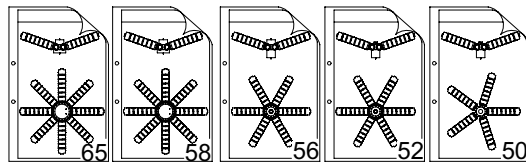
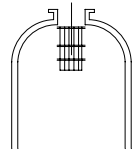
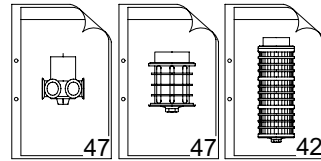


Anwendungs-
beispiele (Inhalt)

Contents and
typical applications

Sommaire
mode d'emploi

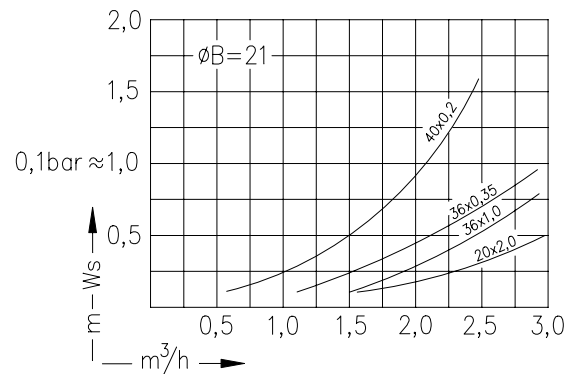
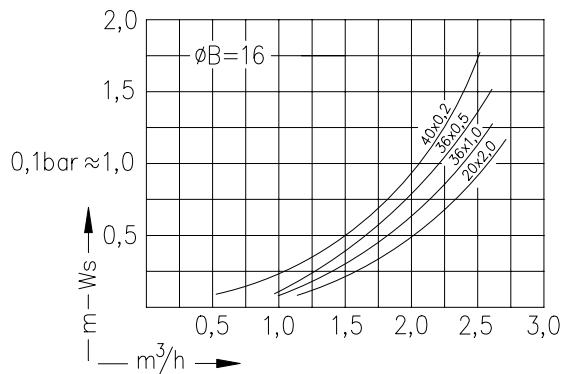
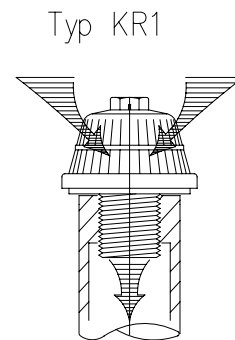
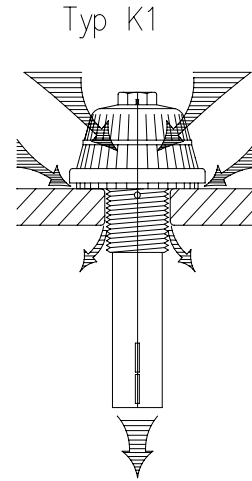
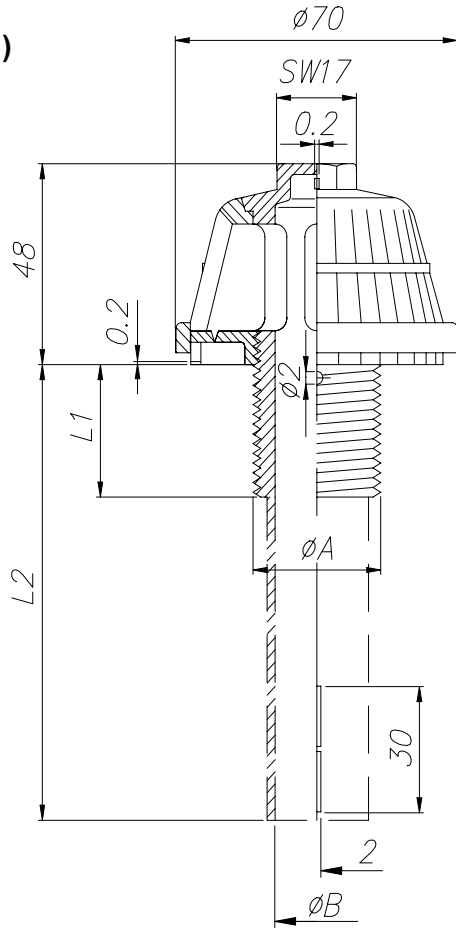
Ejemplos de
aplicacion indice



Filterdüsen Filter-Nozzles Crépines à filtre Toberas filtrantes

Typ K1

(Typ KR1)



Bestellung Ordering Commande Encargo	Typ Type Type Tipa	Schlitze Slots Fentes Ranuras	Gewinde Thread Filetage Rosca	ϕA	Gewindelänge Thread length Longueur de filetage Largura de la rosca	Schaft Shaft Longueur de tige Tija	ϕB
					L1	L2	
	K1 KR1	40x0,2 = 1,95 cm ²	1 1/4" WW	32	20, 30, 45, +5+5...	80, 110, 140, 200, ... 417...	21 = 3,4 cm ²
		36x0,35 = 2,96 cm ²	1" WW	25,4	20, 45, +5+5...	80, 110, 140, 200, ... 417...	16 = 2,0 cm ²
		20x0,5 = 2,35 cm ²	G1"	33,25	20	80, 110, 140, 200	21 = 3,4 cm ²
		36x0,5 = 4,23 cm ²	G3/4"	26,5	20, 30, 45, +5+5...	80, 110, 140, 200, ... 417...	16 = 2,0 cm ²
		20x0,8 = 3,78 cm ²	G1/2"	21	15, 20, 40	80, 110, 140, 200	13 = 1,3 cm ²
		36x1,0 = 8,46 cm ²	G3/8"	16,7	20		13 = 1,3 cm ²
		24x1,5 = 7,05 cm ²	M30 x 3.5	30	30	80, 110, 140, 200, ...	21 = 3,4 cm ²
		20x2,0 = 9,50 cm ²	M24	24	25, 45, +5+5...	80, 110, 140, 200, ... 417...	16 = 2,0 cm ²
			M22 x 1,5	22	45, +5+5...	80, 110, 140, 200, ... 417...	16 = 2,0 cm ²
			M20	20	45, +5+5...	80, 110, 140, 200	13 = 1,3 cm ²

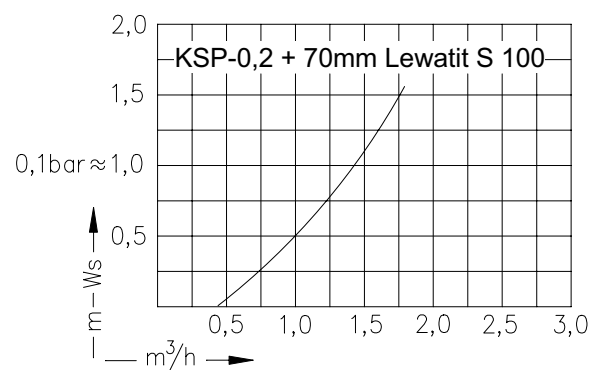
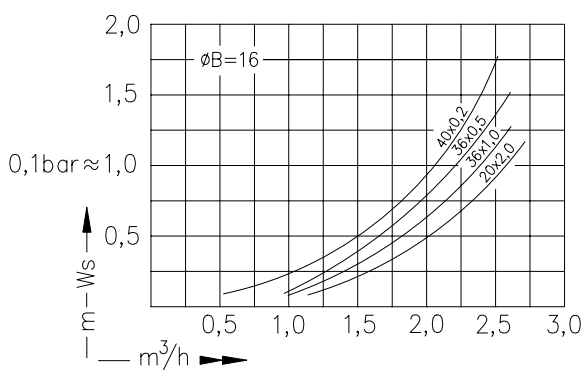
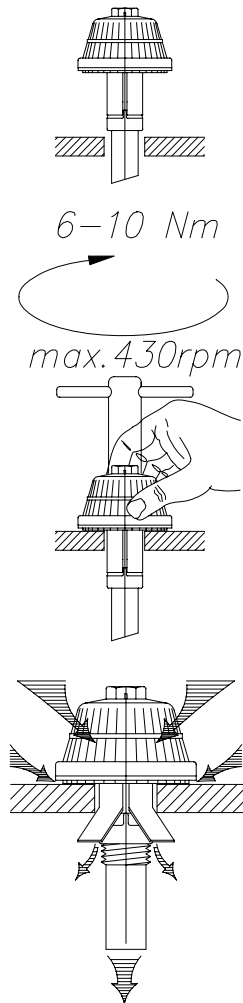
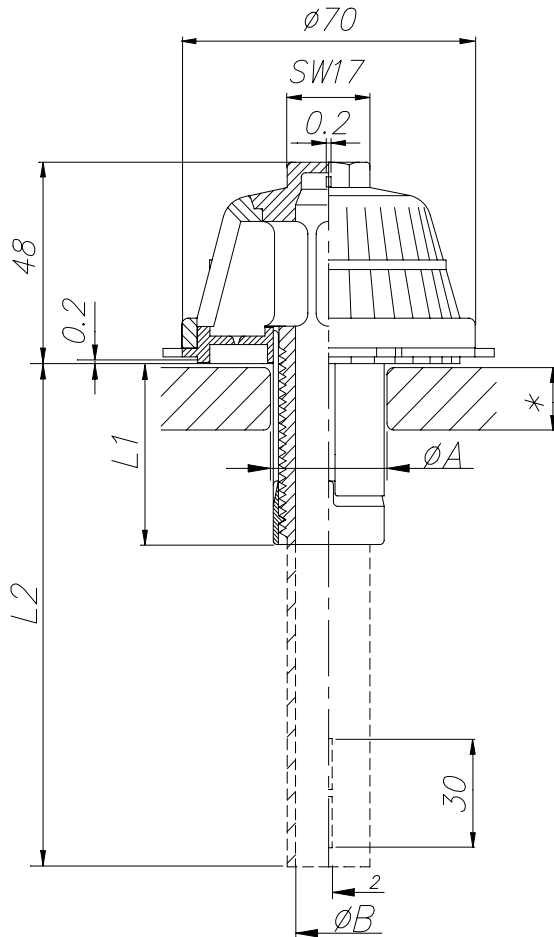
Filterdüsen

Filter-Nozzles

Crépines à filtre

Toberas filtrantes

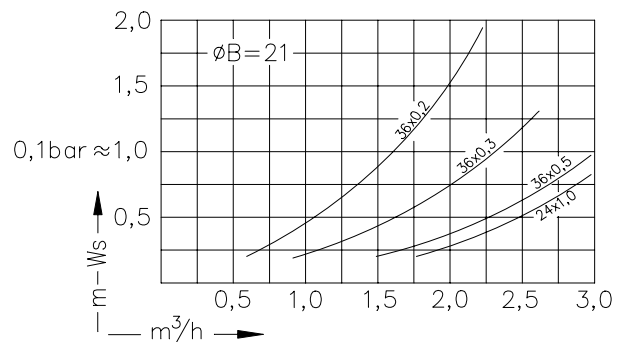
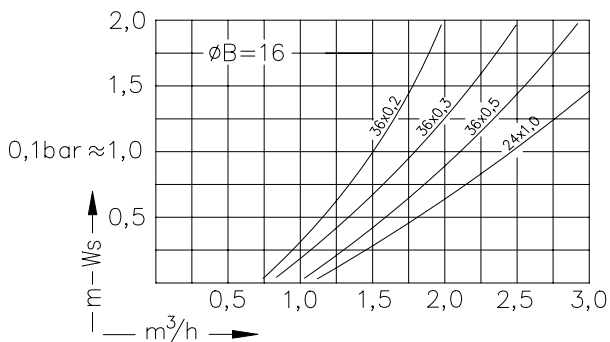
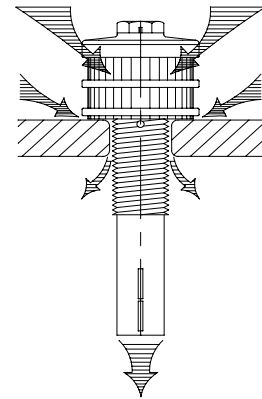
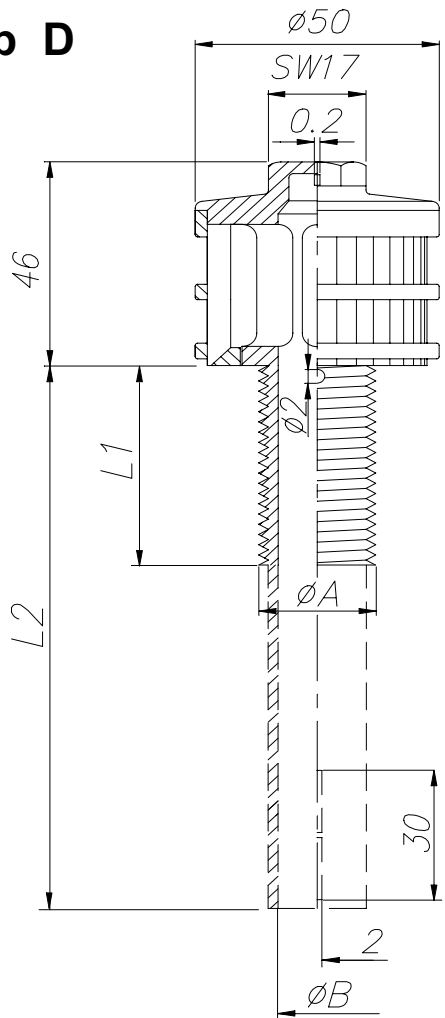
Typ KSP



Bestellung Ordering Commande Encargo	Typ Type Type Tipa	Schlitz Slots Fentes Ranuras	*	L1	Schaft Shaft Longueur de tige Tija	L2	øA	øB
✉	KSP	40 x 0,2 = 1,95 cm²	8 - 28	50	80, 110, 140, 200, 250	28-29,5; 29,5-31,5; 31,5-33; 33-34,5; 34,5-36	16 = 2,0 cm²	
		36 x 0,35 = 2,96 cm²	25 - 45	73	110, 140, 200, 250	28-29,5; 29,5-31,5; 31,5-33; 33-34,5; 34,5-36	16 = 2,0 cm²	
		20 x 0,5 = 2,35 cm²	8 - 28	50	80, 110, 140, max. 200	25-27,5	13 = 1,3 cm²	
		36 x 0,5 = 4,23 cm²	8 - 28	50	80, 110, 140, max. 200	26-28,5	13 = 1,3 cm²	
		20 x 0,8 = 3,78 cm²						
		36 x 1,0 = 8,46 cm²						
		24 x 1,5 = 7,05 cm²						
		20 x 2,0 = 9,50 cm²						

Filterdüsen Filter-Nozzles Crépines à filtre Toberas filtrantes

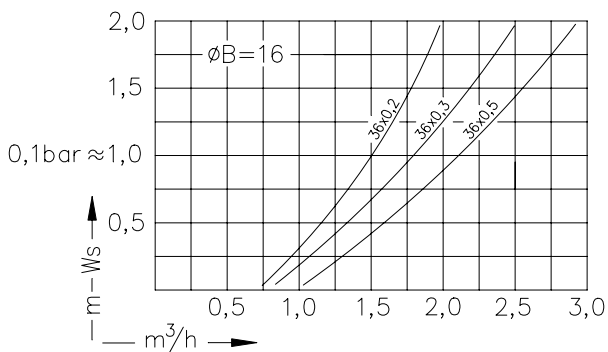
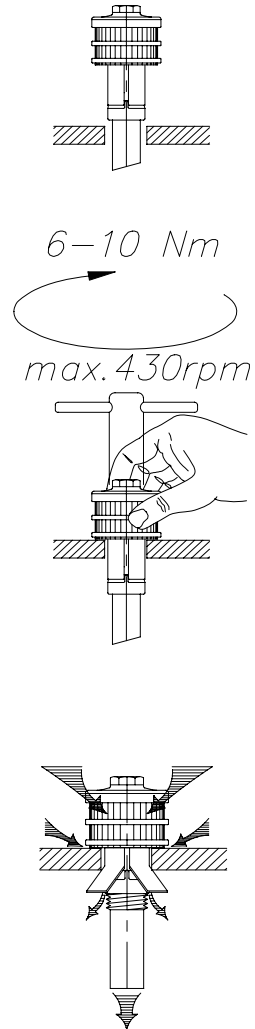
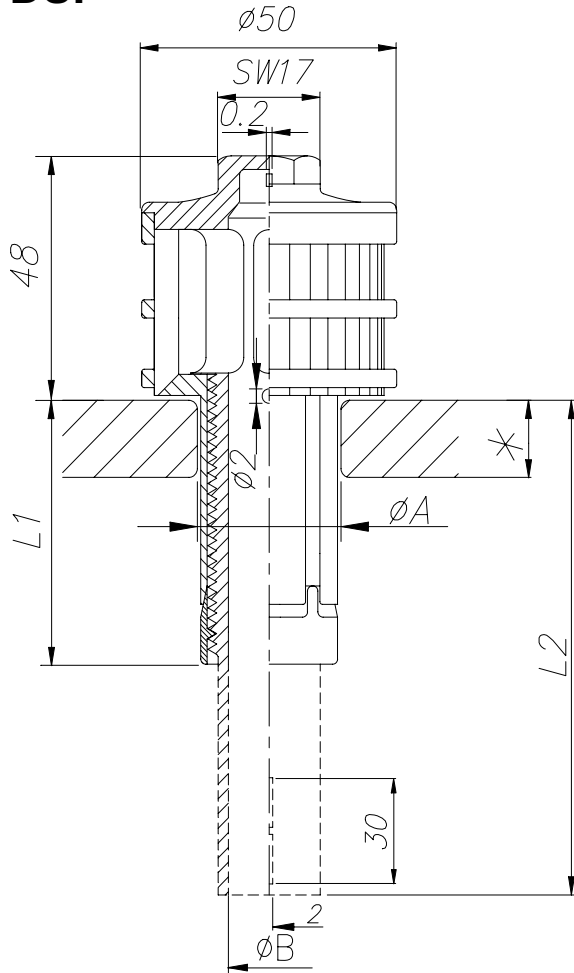
Typ D



Bestellung Ordering Commande Encargo	Typ Type Type Tipa	Schlitze Slots Fentes Ranuras	Gewinde Thread Filetage Rosca	ØA	Gewindelänge Thread length Longueur de filetage Largura de la rosca	L1	Schaft Shaft Longueur de tige Tija	L2	ØB	
	D	24 x 0,2 = 0,91 cm ²	1 1/4" WW	32	20, 30, 45, +5+5...		80, 110, 140, 200, ... 417...		21 = 3,4 cm ²	
		36 x 0,2 = 1,37 cm ²	1" WW	25,4	20, 45, +5+5...		80, 110, 140, 200, ... 417...		16 = 2,0 cm ²	
		36 x 0,3 = 2,05 cm ²	G 3/4"	26,5	20, 30, 45, +5+5...		80, 110, 140, 200, ... 417...		16 = 2,0 cm ²	
		36 x 0,5 = 3,42 cm ²	G 1/2"	21	20		80, 110, 140, 200		13 = 1,3 cm ²	
		12 x 0,8 = 1,82 cm ²	G 3/8"	16,7	20				13 = 1,3 cm ²	
		12 x 1,0 = 2,28 cm ²	M30 x 3.5	30	30		80, 110, 140, 200, ...		21 = 3,4 cm ²	
		24 x 1,0 = 4,56 cm ²	M24	24	25, 45, +5+5...		80, 110, 140, 200, ... 417...		16 = 2,0 cm ²	
		24 x 1,5 = 6,84 cm ²	M22 x 1,5	22	45, +5+5...		80, 110, 140, 200, ... 417...		16 = 2,0 cm ²	
		20 x 2,0 = 7,00 cm ²	M20	20	45, +5+5...		80, 110, 140, 200		13 = 1,3 cm ²	
		8 x 5,0 = 7,00 cm ²								

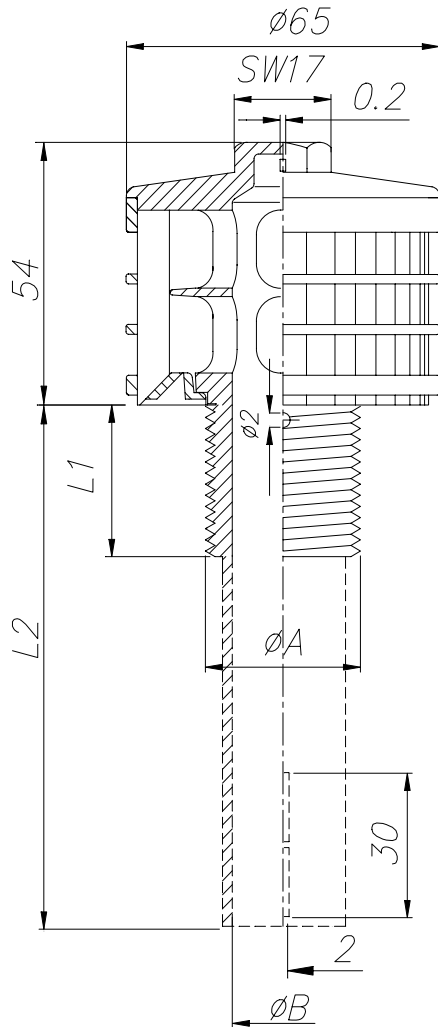
Filterdüsen Filter-Nozzles Crépines à filtre Toberas filtrantes

Typ DSP

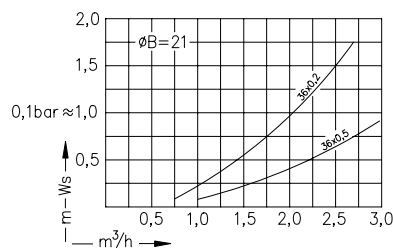
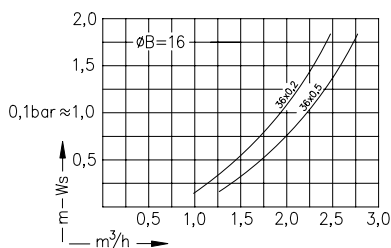
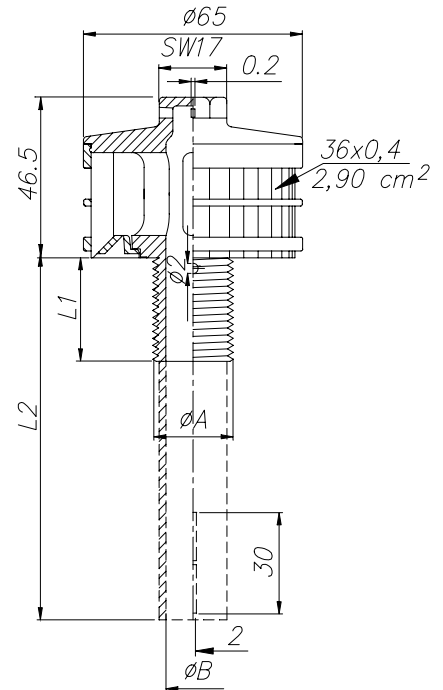


Bestellung Ordering Commande Encargo	Typ Type Type Tipa	Schlitz Slots Fentes Ranuras	*	L1	Schaft Shaft Longueur de tige Tija	L2	$\varnothing A$	$\varnothing B$
✉	DSP	36 x 0,2 = 1,37 cm ²	8 - 28	50	80, 110, 140, 200, 250	28-29,5 ; 29,5-31,5; 31,5-33; 33-34,5; 34,5-36	16 = 2,0 cm ²	
		36 x 0,3 = 2,05 cm ²						
		36 x 0,5 = 3,42 cm ²						
		36 x 1,0 = 6,84 cm ²						

Typ C1



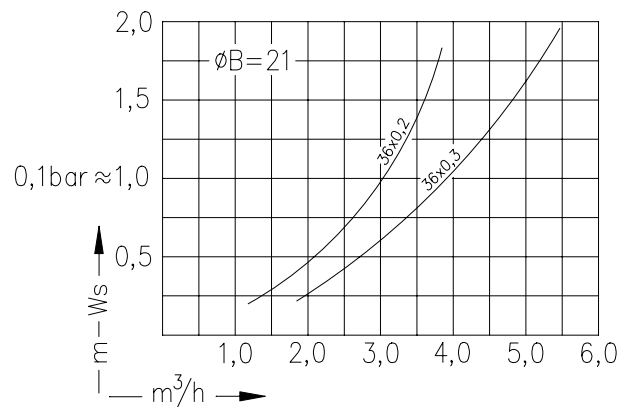
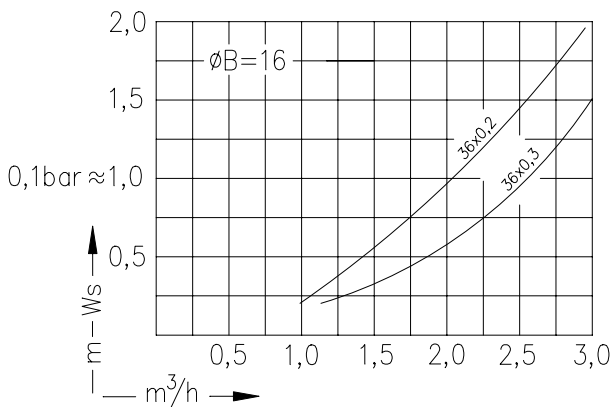
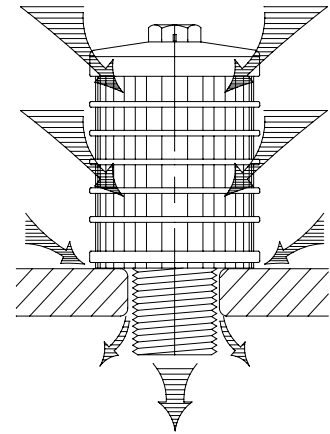
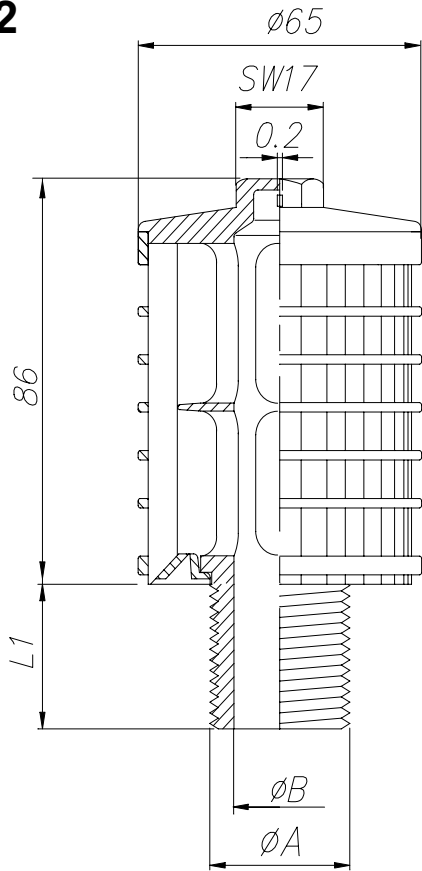
Typ CA



Bestellung Ordering Commande Encargo	Typ Type Type Tipa	Schlitze Slots Fentes Ranuras	Gewinde Thread Filetage Rosca	øA	Gewindelänge Thread length Longueur de filetage Largura de la rosca	L1	Schaft Shaft Longueur de tige Tija	L2	øB
✉	C1	36 x 0,2 = 1,95 cm²	1 1/4" WW	32	25, 30, 45		80, 110, 140, 200, ... 400...		21 = 3,4 cm²
		36 x 0,3 = 2,90 cm²	1" WW	25,4	20, 45, +5+5...		80, 110, 140, 200, ... 400...		16 = 2,0 cm²
		36 x 0,5 = 4,90 cm²	G 3/4"	26,5	20, 45, +5+5...		80, 110, 140, 200, ... 400...		16 = 2,0 cm²
		36 x 0,7 = 6,80 cm²	M30	30 x 3,5	30		80, 110, 140, 200, ... 400...		21 = 3,4 cm²
		36 x 1,0 = 9,80 cm²	M24	24	20, 45, +5+5...		80, 110, 140, 200, ... 400...		16 = 2,0 cm²
	CA	36 x 0,4 = 2,90 cm²	1" WW	25,4	45		80, 110, 140, 200, ... 400...		16 = 2,0 cm²
			G 3/4"	26,5	20, 45, +5+5...		80, 110, 140, 200, ... 400...		16 = 2,0 cm²
			M30	30 x 3,5	30		80, 110, 140, 200, ... 400...		21 = 3,4 cm²
		M24	24	20, 45, +5+5...		80, 110, 140, 200, ... 400...		16 = 2,0 cm²	

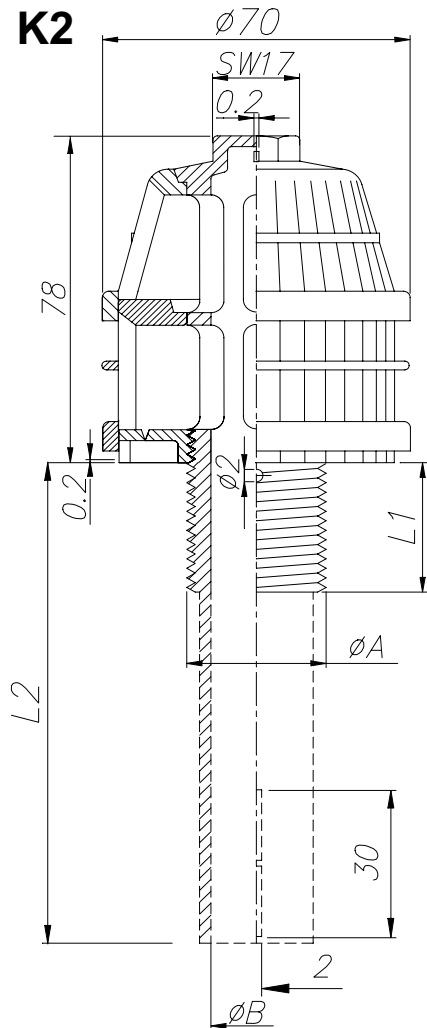
Filterdüsen Filter-Nozzles Crépines à filtre Toberas filtrantes

Typ C2

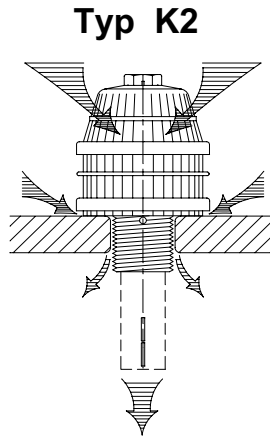


Bestellung Ordering Commande Encargo	Typ Type Type Tipa	Schlitz Slots Fentes Ranuras	Gewinde Thread Filetage Rosca	ϕA	Gewindelänge Thread length Longueur de filetage Largura de la rosca	L1	ϕB
	C2	36 x 0,2 = 3,70 cm ² 36 x 0,3 = 5,50 cm ²	1 1/4" WW	32	25, 30, 45		21 = 3,4 cm ²
			1" WW	25,4	45		16 = 2,0 cm ²
			G 3/4"	26,5	20, 45, +5+5...		16 = 2,0 cm ²
			M30 x 3.5	30	30		21 = 3,4 cm ²
			M24	24	20, 45, +5+5...		16 = 2,0 cm ²

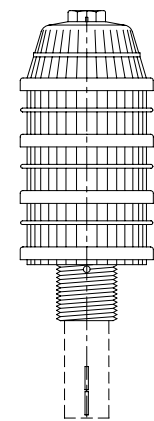
Typ K2



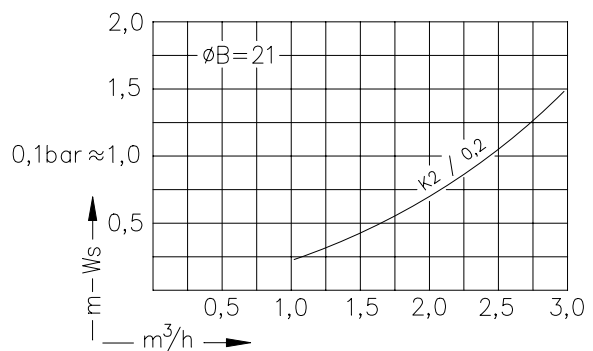
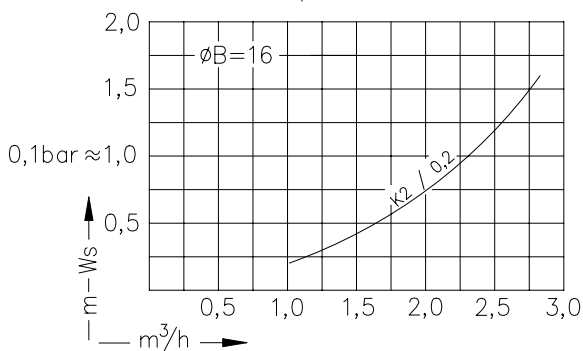
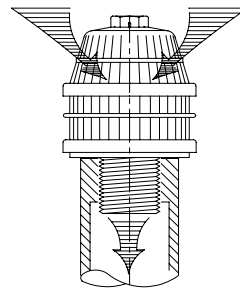
Typ K3



Typ K4



Typ KR2



Bestellung Ordering Commande Encargo	Typ Type Type Tipa	Schlitze Slots Fentes Ranuras	Gewinde Thread Filetage Rosca	ØA	Gewindelänge Thread length Longueur de filetage Largura de la rosca	L1	Schaft Shaft Longueur de tige Tija	L2	ØB
✉	K2	40 x 0,2 = 3,63 cm² 40 x 0,35 = 6,35 cm²	1 1/4" WW	32	25, 45		80, 110, 140, ...		21 = 3,4 cm²
			G 3/4"	26,5	25, 45		80, 110, 140, ...		16 = 2,0 cm²
			M24	24	25, 45		80, 110, 140, ...		16 = 2,0 cm²
			M30 x 3.5	30	30		80, 110, 140, ...		21 = 3,4 cm²
	KR2								

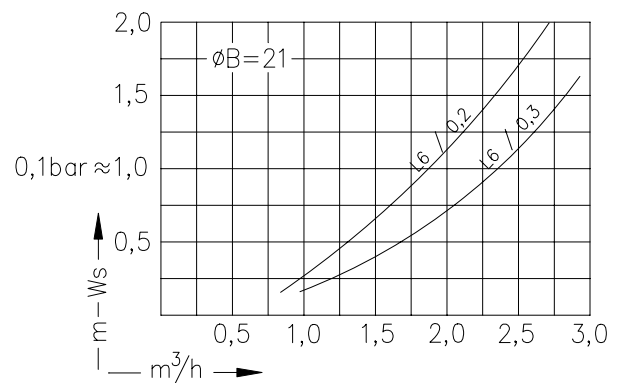
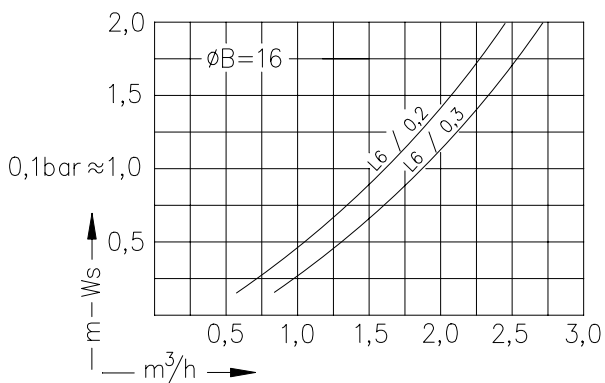
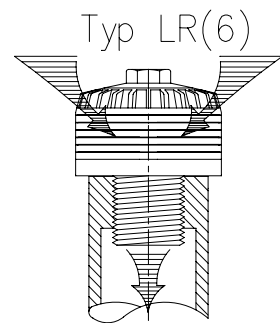
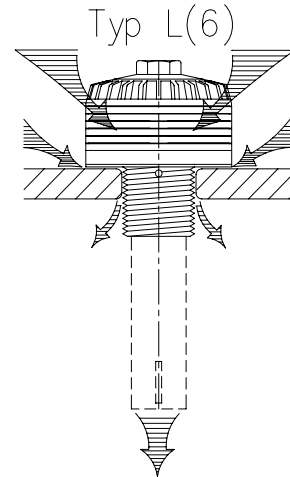
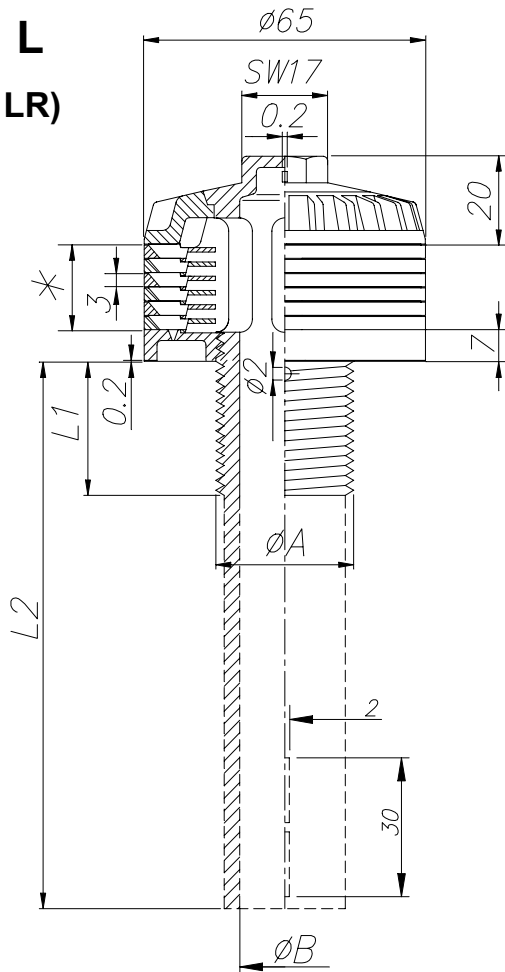
Filterdüsen

Filter-Nozzles

Crépines à filtre

Toberas filtrantes

Typ L
(Typ LR)



Bestellung Ordering Commande Encargo	Typ Type Type Tija	*	Schlitze Slots Fentes Ranuras	pro Ring per Ring	Gewinde Thread Filetage Rosca	ØA	Gewindelänge Thread length Longueur de filetage Largura de la rosca	L1	Schaft Shaft Longueur de tige Tija	L2	ØB
	L LR	2	0,1	= 0,2 cm²	1 1/4"WW	32	20, 30, 45, +5+5...		80, 110, 140,...		21 = 3,4 cm²
		5	0,15	= 0,3 cm²	1 "WW	25,4	20, 45, +5+5...		80, 110, 140,...		16 = 2,0 cm²
		6	0,2	= 0,4 cm²	G 3/4"	26,5	20, 30, 45, +5+5...		80, 110, 140,...		16 = 2,0 cm²
		10	0,3	= 0,6 cm²	M30	30	30		80, 110, 140,...		21 = 3,4 cm²
		12	0,3	= 0,6 cm²	M24	24	25, 45, +5+5...		80, 110, 140,...		16 = 2,0 cm²
		15	0,5	= 1,0 cm²	M22x1,5	22	45, +5+5...		80, 110, 140,...		16 = 2,0 cm²
		15	0,5	= 1,0 cm²	M20	20	45, +5+5...		80, 110, 140,...		13 = 1,3 cm²

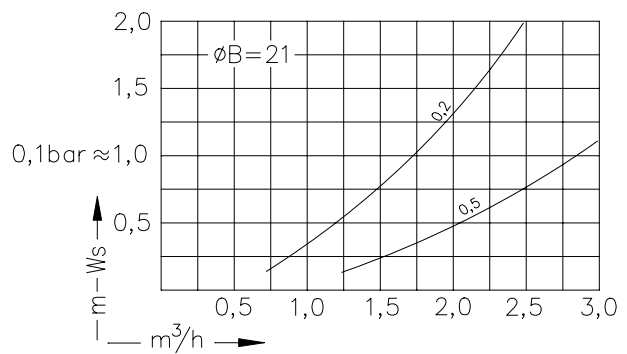
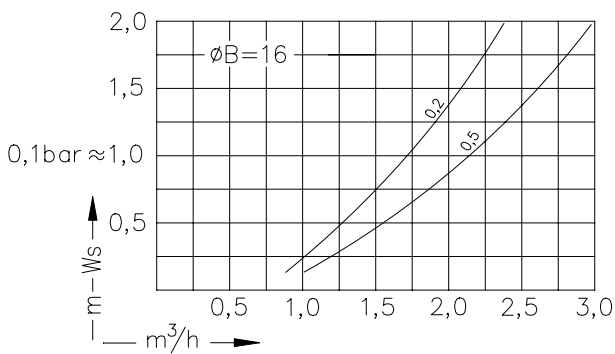
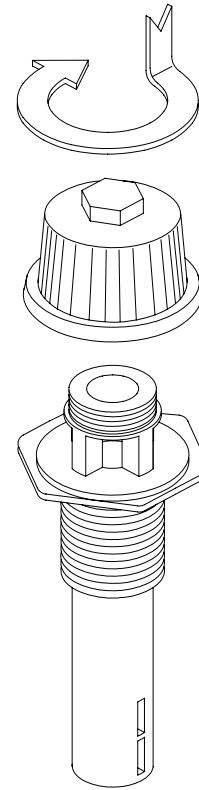
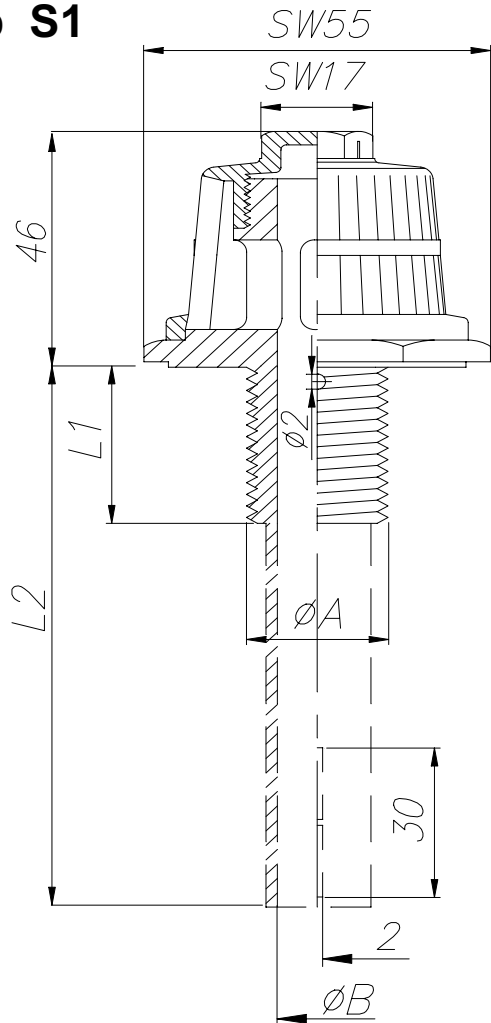
Filterdüsen

Filter-Nozzles

Crépines à filtre

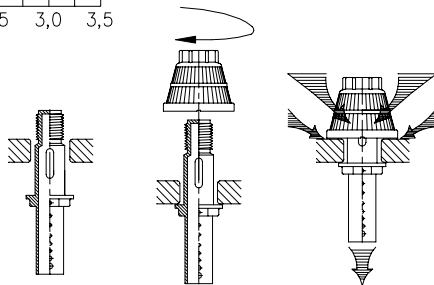
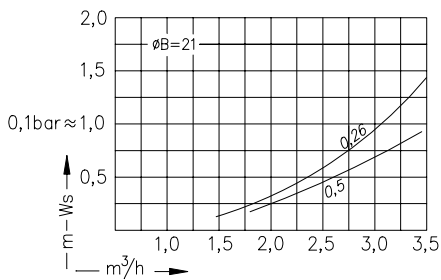
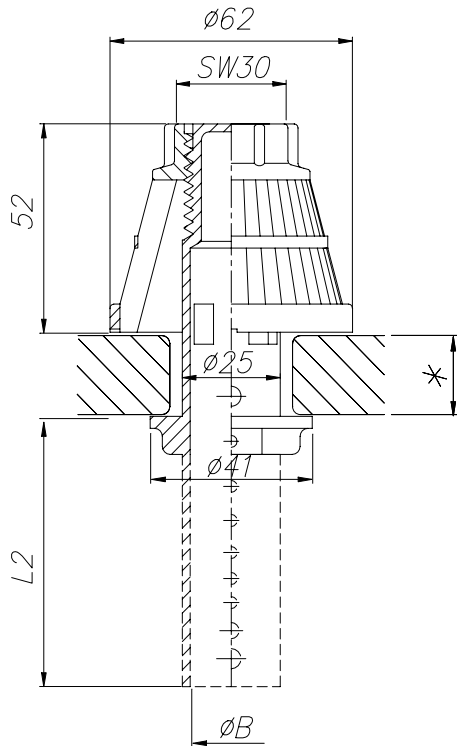
Toberas filtrantes

Typ S1

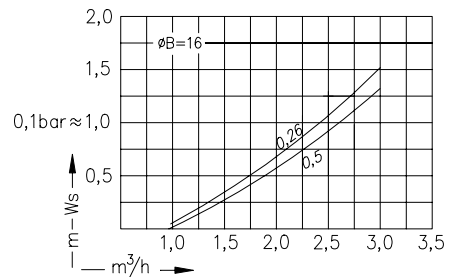
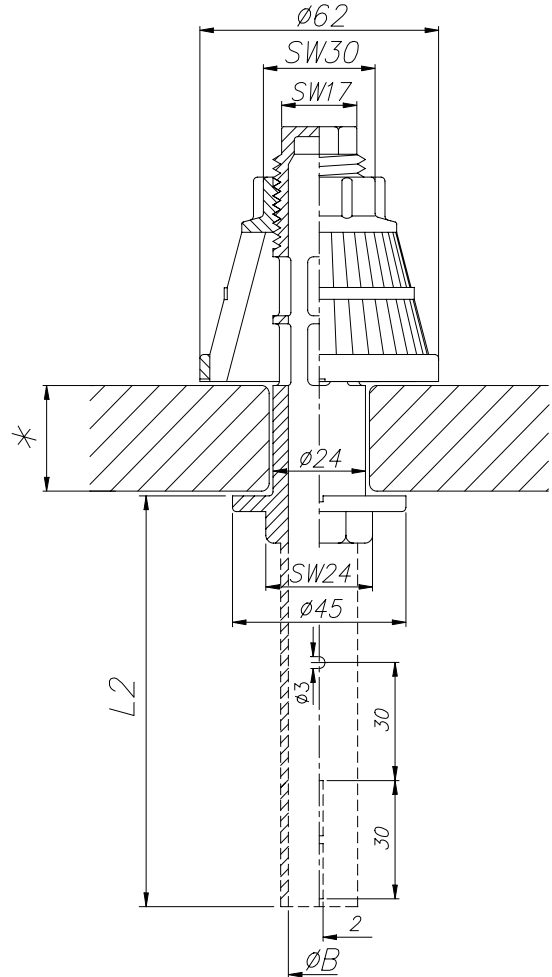


Bestellung Ordering Commande Encargo	Typ Type Type Tija	Schlitze Slots Fentes Ranuras	Gewinde Thread Filetage Rosca	ØA	Gewindelänge Thread length Longueur de filetage Largura de la rosca	L1	Schaft Shaft Longueur de tige Tija	L2	ØB
	S1	36 x 0,2 = 1,72 cm²	1 1/4"WW	32	25, 30, 45		80, 110, 140, 200, ... 417		21 = 3,4 cm²
		36 x 0,35 = 2,65 cm²	1"WW	25,4	45		80, 110, 140, 200, ... 417		16 = 2,0 cm²
		30 x 0,5 = 3,78 cm²	G 3/4"	26,5	20, 45, 50, +5 +5...		80, 110, 140, 200, ... 417		16 = 2,0 cm²
		18 x 1,0 = 4,64 cm²	M30	30	30		80, 110, 140, 200, ...		21 = 3,4 cm²
		18 x 2,0 = 9,29 cm²	M24	24	20, 45, 50, +5 +5...		80, 110, 140, 200, ... 417		16 = 2,0 cm²

Typ S2



Typ S3



Bestellung Ordering Commande Encargo	Typ Type Type Tipa	Schlitz Slots Fentes Ranuras	*	Schaft Shaft Longueur de tige Tija	L2	ØB
✉	S2	40 x 0,26 = 3,04 cm ²	6 - 22	67,5	80, 102, 140 ...	21 = 3,4 cm ²
		40 x 0,5 = 5,84 cm ²	18 - 34	67,5		21 = 3,4 cm ²
		40 x 0,7 = 8,18 cm ²	1 - 18	0		21 = 3,4 cm ²
			18 - 34	0		21 = 3,4 cm ²
	S3	40 x 0,26 = 3,04 cm ²	6 - 8			16 = 2,0 cm ²
		40 x 0,5 = 5,84 cm ²	8 - 12			16 = 2,0 cm ²
		40 x 0,7 = 8,18 cm ²	12 - 20			16 = 2,0 cm ²
			20 - 30			16 = 2,0 cm ²
		30 - 40		16 = 2,0 cm ²		

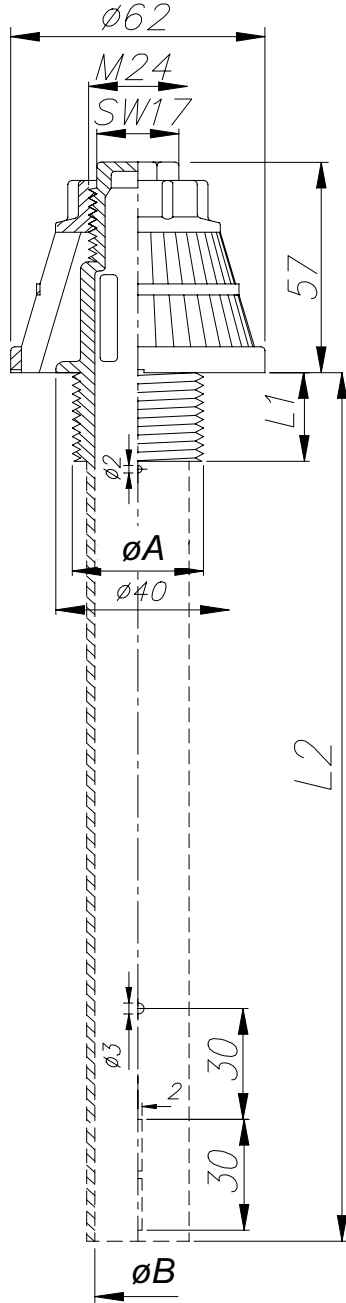
Filterdüsen

Filter-Nozzles

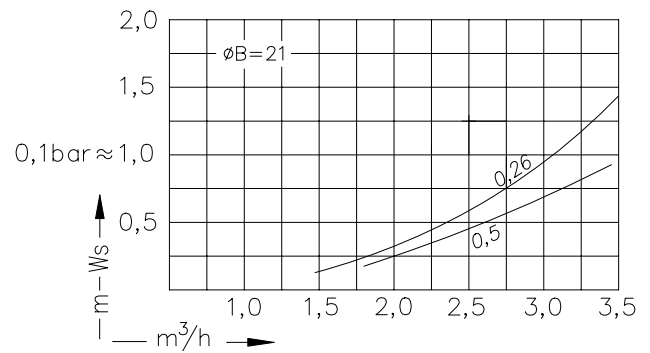
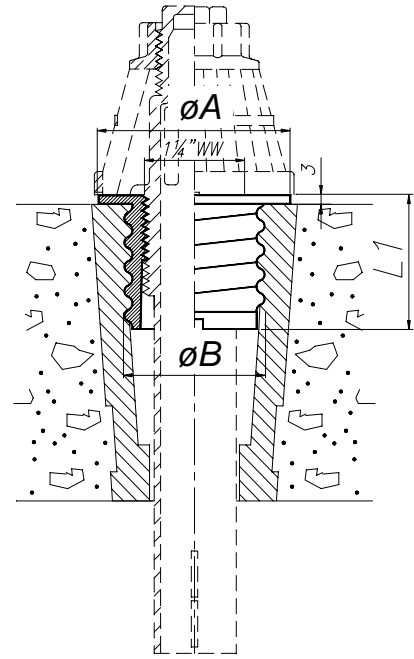
Crépines à filtre

Toberas filtrantes

Typ S3G

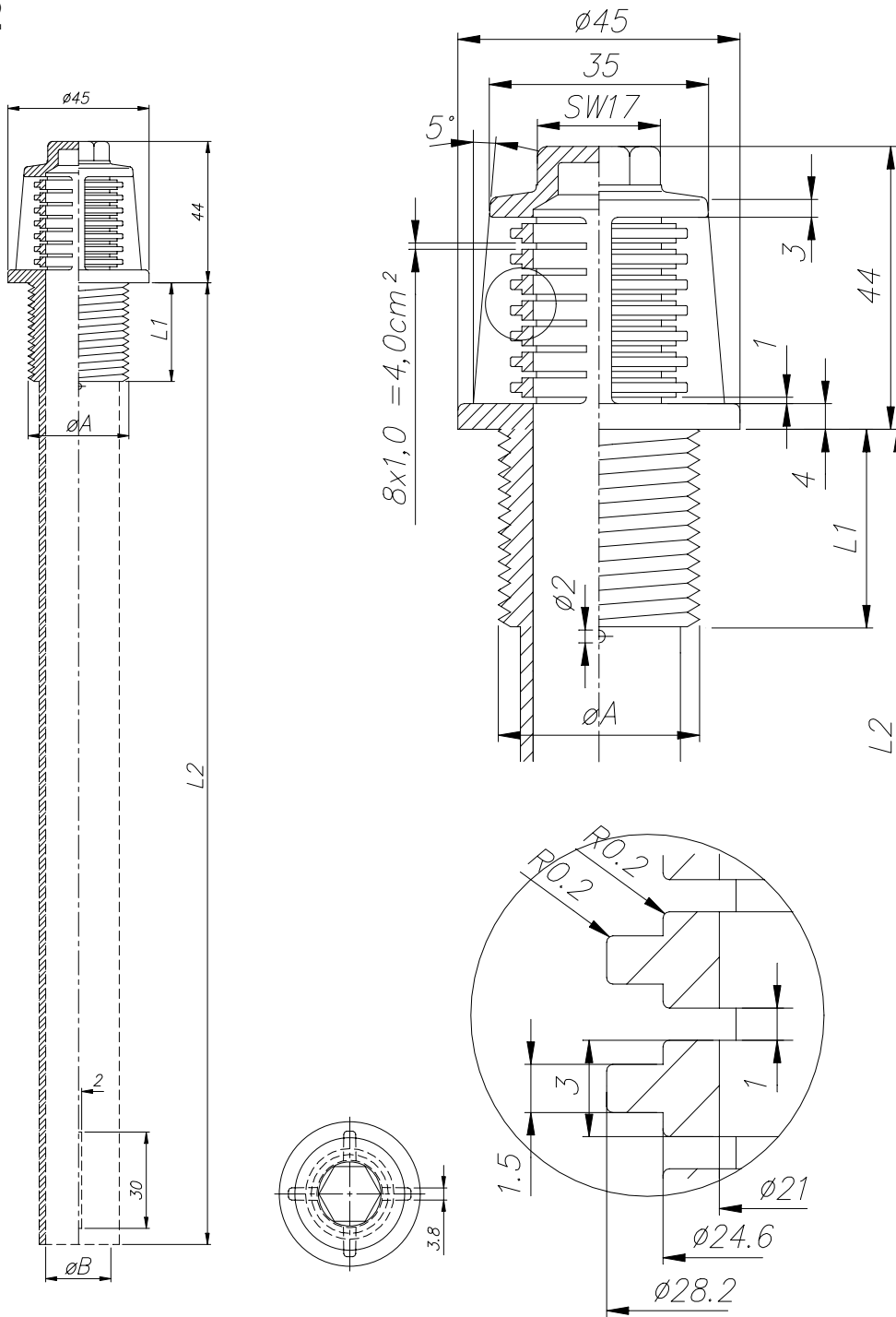


Typ GR



Bestellung Ordering Commande Encargo	Typ Type Type Tipa	Schlitze Slots Fentes Ranuras	Gewinde Thread Filetage Rosca	ØA	Gewindelänge Thread length Longueur de filetage Largura de la rosca	L1	Schaft Shaft Longueur de tige Tija	L2	ØB
✉	S3G	40 x 0,26 = 3,04 cm²	1 1/4" WW	32	20, 30, 45, +5 +5 ...		80, 110, 140, 200, 250, ... 395...		21 = 3,4 cm²
		40 x 0,5 = 5,84 cm²	G 3/4"	26,5	20, 45, 50, +5 +5 ...		80, 110, 140, 200, 250, ...		16 = 2,0 cm²
		40 x 0,7 = 8,18 cm²	M24	24	20, 45, 50, +5 +5 ...		80, 110, 140, 200, 250, ...		16 = 2,0 cm²
	Typ Type Type Tipa	ØA	L1	Gewinde Thread Filetage Rosca	ØB				
	GR	60	37	RD 44					
		65	41						

Typ G2



Bestellung Ordering Commande Encargo	Typ Type Tipa	Schlitze Slots Fentes Ranuras	*	Gewinde Thread Filetage Rosca	ϕA	Gewindelänge Thread length Longueur de filetage Largura de la rosca	$L1$	Schaft Shaft Longueur de tige Tija	$L2$	ϕB
✉	G2	8 x 1,0 = 4,0 cm ²		1¼"WW	32	20, 30, 45, +5+5...		L1, 80, 100, 140, 200, ...		21 = 3,4 cm ²
				G 1"	33,25	20		L1, 80, 100, 140, 200		21 = 3,4 cm ²
				M30	30	30		L1, 80, 100, 140, 200, ...		21 = 3,4 cm ²

**Filterdüsen
aus Edelstahl**

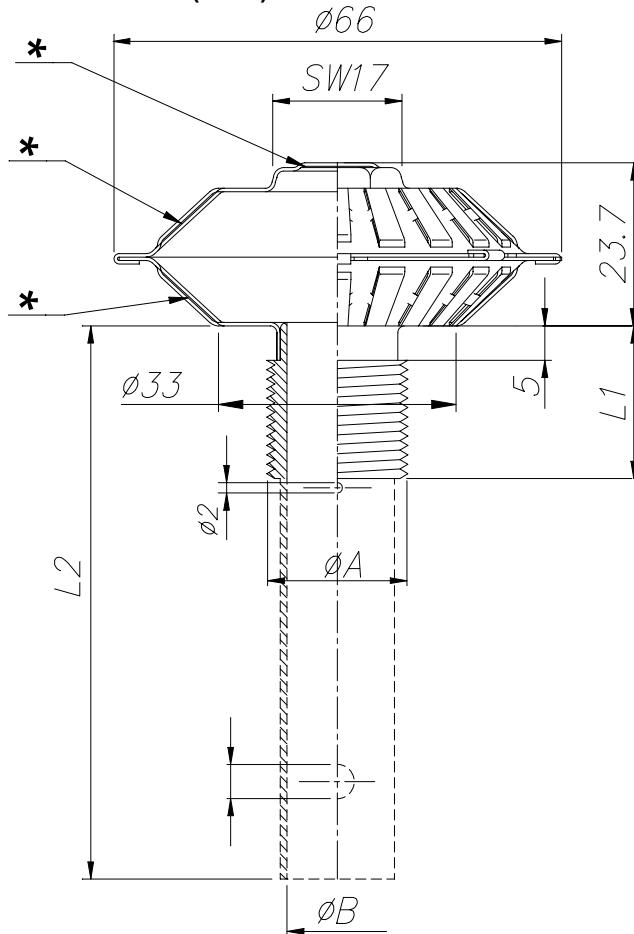
**VA-Filter-
Nozzles**

**Crépines à filtre
en inox**

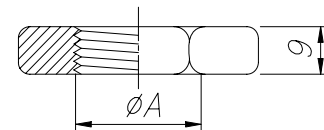
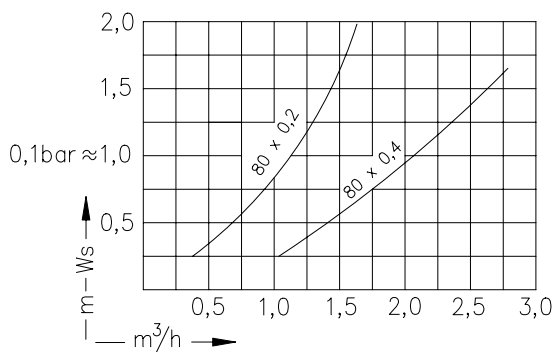
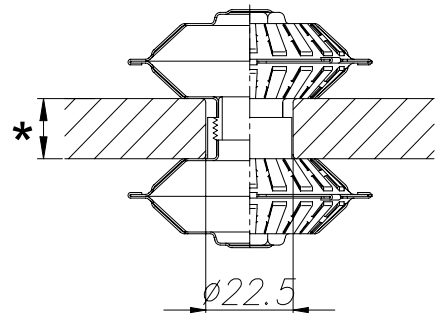
**Toberas filtrantes
de VA**

Typ V10

Material V4A-1.4571 (316ti)



Typ V10-0,2 / V10-0,2- *



Bestellung Ordering Commande Encargo	Typ Type Type Tipa	Gewinde Thread Filetage Rosca	ØA
	MUVA	M20x1,5	

Bestellung Ordering Commande Encargo	Typ Type Type Tipa	Schlitze Slots Fentes Ranuras	*	Gewinde Thread Filetage Rosca	ØA	Gewindelänge Thread length Longueur de filetage Largura de la rosca	L1	Schaft Shaft Longueur de tige Tija	L2	ØB
	V10	80 x 0,2 = 1,68 cm² 80 x 0,4 = 3,52 cm²		M20x1,5	20	35 +5 +5 ...		80, 100		16 = 2,0 cm²

**Filterdüsen
aus Edelstahl**

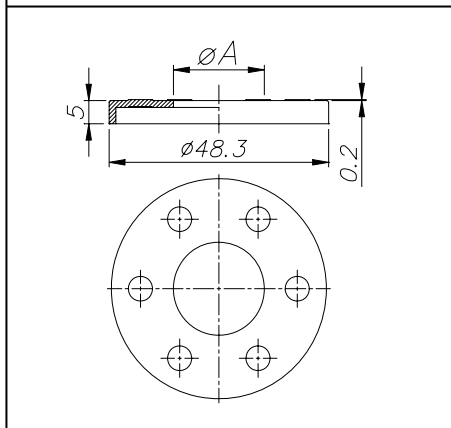
**VA-Filter-
Nozzles**

**Crépines à filtre
en inox**

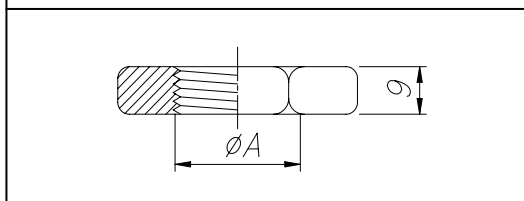
**Toberas filtrantes
de VA**

Typ V20

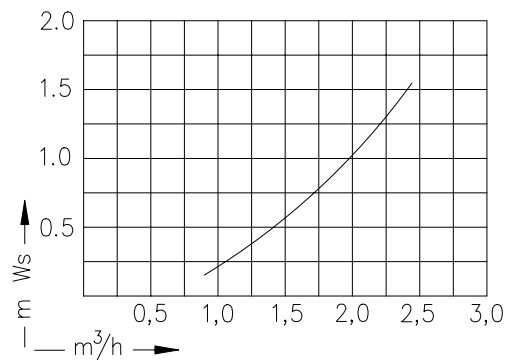
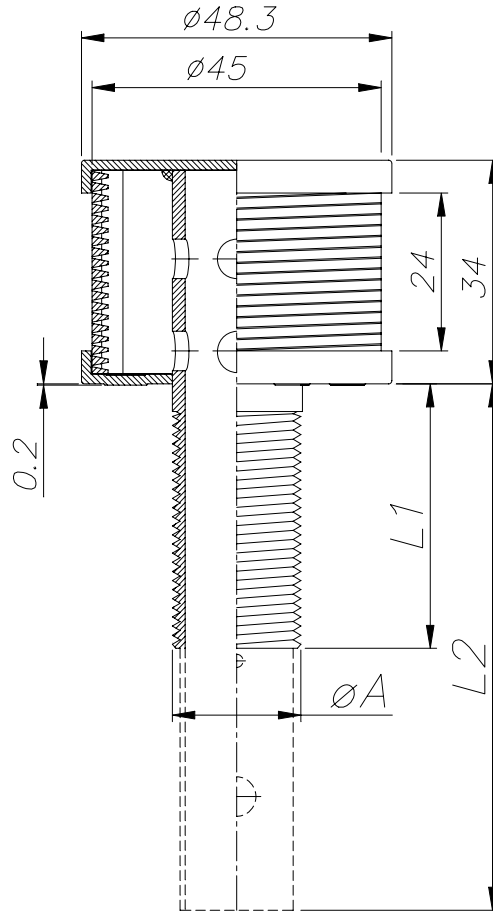
Material V4A 1.4571 (316ti)



Bestellung Ordering Commande Encargo	Typ Type Type Tipa	$\varnothing A$
	DVA	21 20



Bestellung Ordering Commande Encargo	Typ Type Type Tipa	Gewinde Thread Filetage Rosca	$\varnothing A$
	MUVA	M20x1,5	



Bestellung Ordering Commande Encargo	Typ Type Type Tipa	Schlitz Slots Fentes Ranuras	Gewinde Thread Filetage Rosca	$\varnothing A$	Gewindelänge Thread length Longueur de filetage Largura de la rosca	L1	Schaft Shaft Longueur de tige Tija	L2
	V20	0,2 = 5,65 cm²	M20x1,5	20	40, +5 +5...		80, 100	

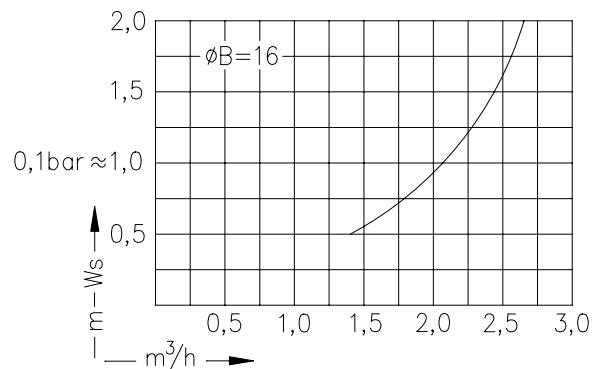
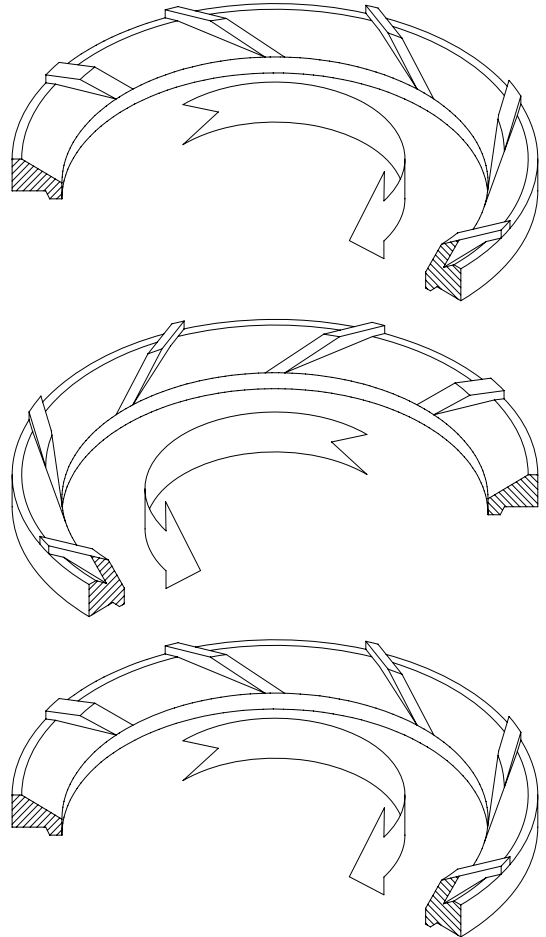
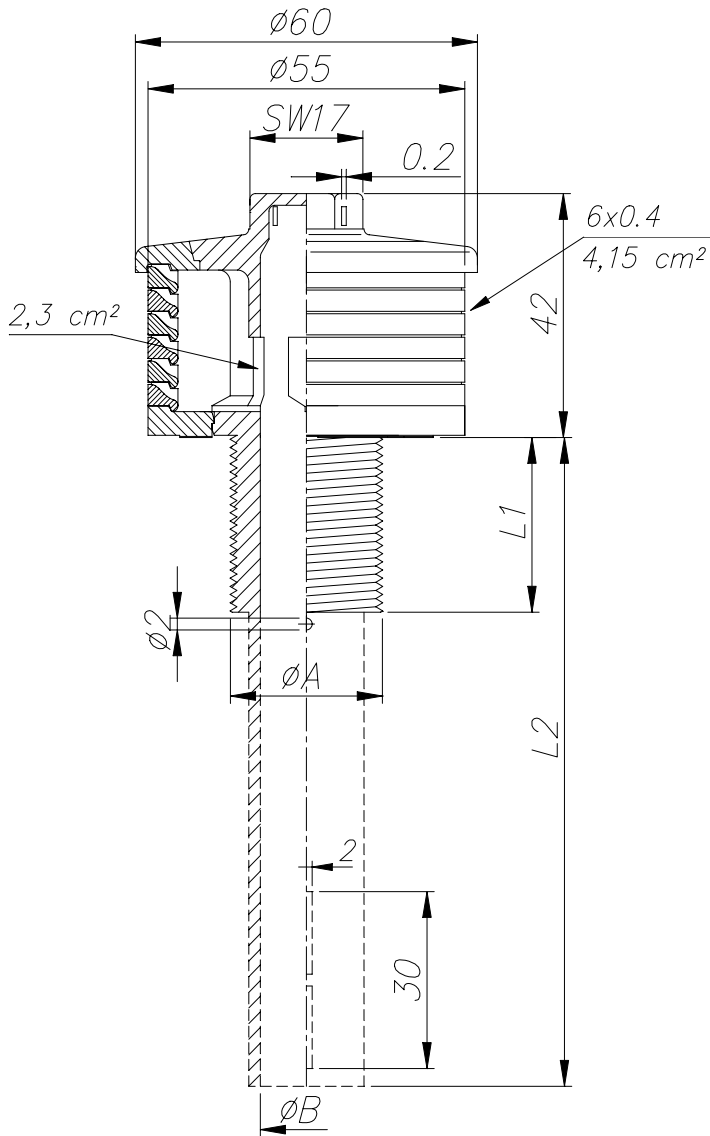
**Filterdüsen
mit beweglichen
Lamellen**

**Filter-Nozzles
Rotating
Filter-Disc**

**Crépines à filtre
à lamelles
rotatives**

**Toberas filtrantes
de lamelas
Rotativas**

Typ LB



Bestellung Ordering Commande Encargo	Typ Type Type Tipa	Schlitze Slots Fentes Ranuras	*	Gewinde Thread Filetage Rosca	ØA	Gewindelänge Thread length Longueur de filetage Largura de la rosca	L1	Schaft Shaft Longueur de tige Tija	L2	ØB
✉	LB	6 x 0,4 = 4,15 cm² 4 x 2,5 = 14,60 cm²		1 1/4"WW	32	20, 30, 45, +5 +5 ...		80, 110, 140, 200, ... 417 ...		16 = 2,0 cm²
				1"WW	25,4	20, 45, +5 +5 ...		80, 110, 140, 200, ... 417 ...		16 = 2,0 cm²
				G 3/4"	26,5	20, 30, 45, +5 +5 ...		80, 110, 140, 200, ... 417 ...		16 = 2,0 cm²
				M24	24	25, 45, +5 +5 ...		80, 110, 140, 200, ... 417 ...		16 = 2,0 cm²
				M22x1,5	22	45, +5 +5 ...		80, 110, 140, 200, ... 417 ...		16 = 2,0 cm²

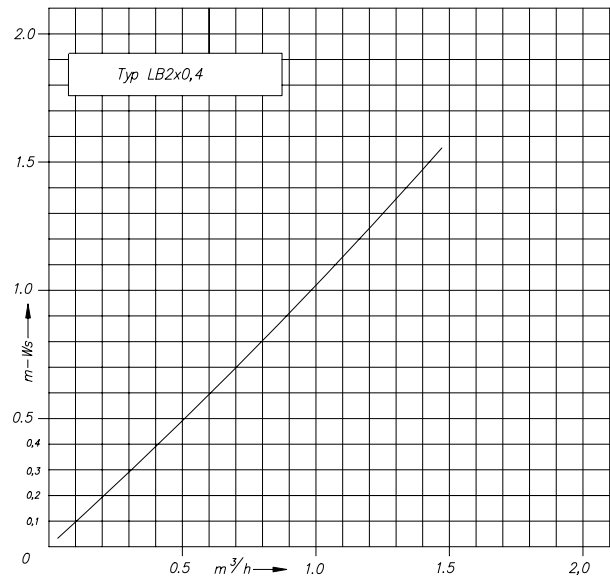
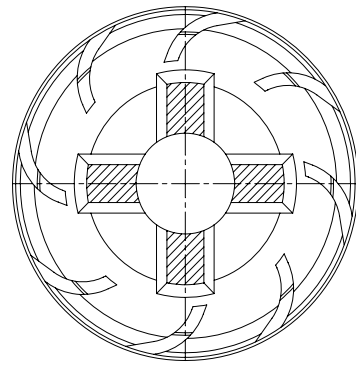
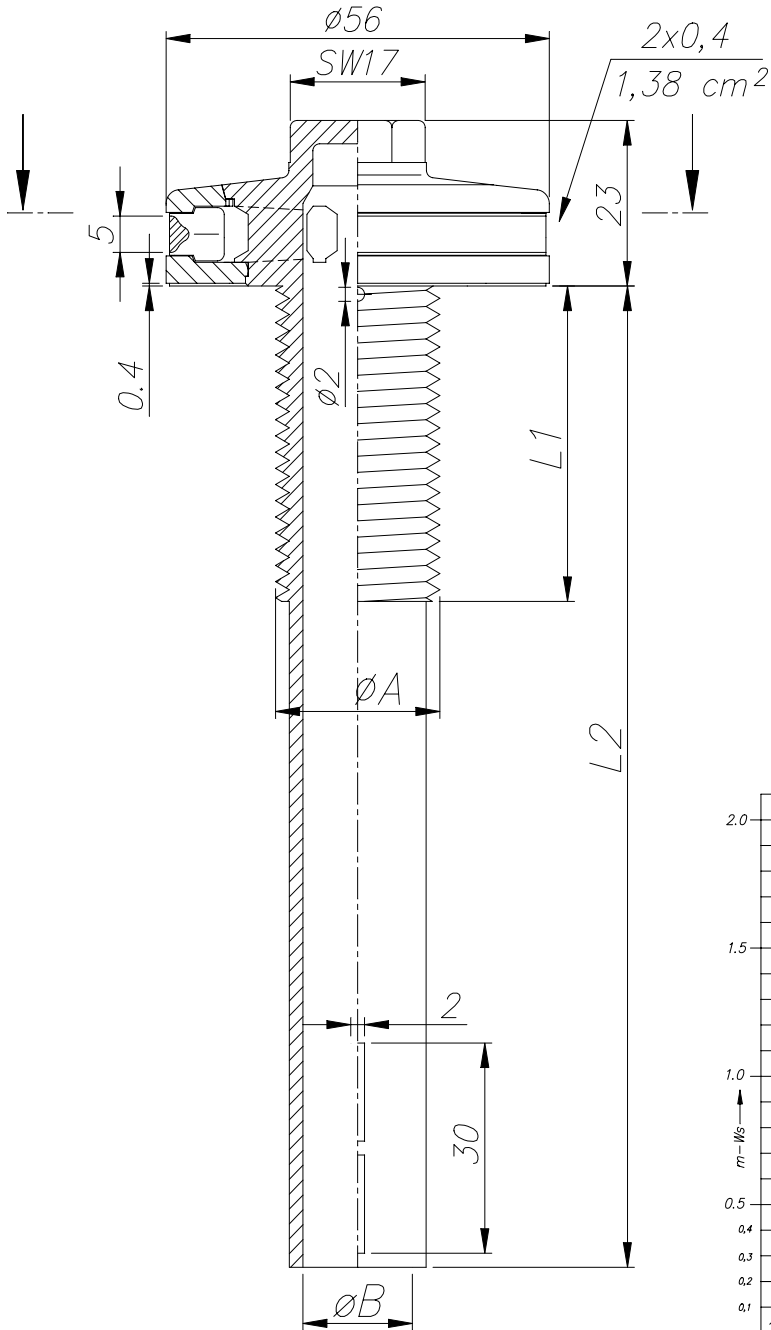
**Filterdüsen
mit beweglichen
Lamellen**


**Filter-Nozzles
Rotating
Filter-Disc**

**Crépines à filtre
à lamelles
rotatives**

**Toberas filtrantes
de lamelas
Rotativas**

Typ LB2



Bestellung Ordering Commande Encargo	Typ Type Type Tipa	Schlitze Slots Fentes Ranuras	Gewinde Thread Filetage Rosca	ØA	Gewindelänge Thread length Longueur de filetage Largura de la rosca	L1	Schaft Shaft Longueur de tige Tija	L2	ØB
	LB2	2 x 0,4 = 1,38 cm ²	1 1/4"WW	32	20, 30, 45, +5 +5 ...		80, 110, 140, 200		16 = 2,0 cm ²
			1"WW	25,4	20, 45, +5 +5 ...		80, 110, 140, 200		16 = 2,0 cm ²
			G 3/4"	26,5	20, 30, 45, +5 +5 ...		80, 110, 140, 200		16 = 2,0 cm ²
			M24	24	25, 45, +5 +5 ...		80, 110, 140, 200		16 = 2,0 cm ²
			M22x1,5	22	45, +5 +5 ...		80, 110, 140, 200		16 = 2,0 cm ²

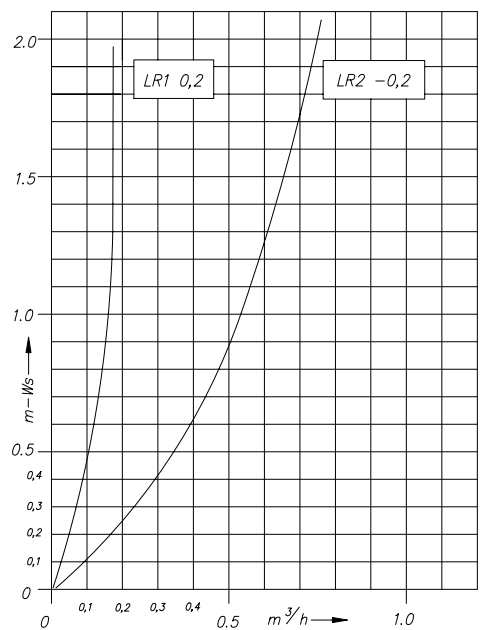
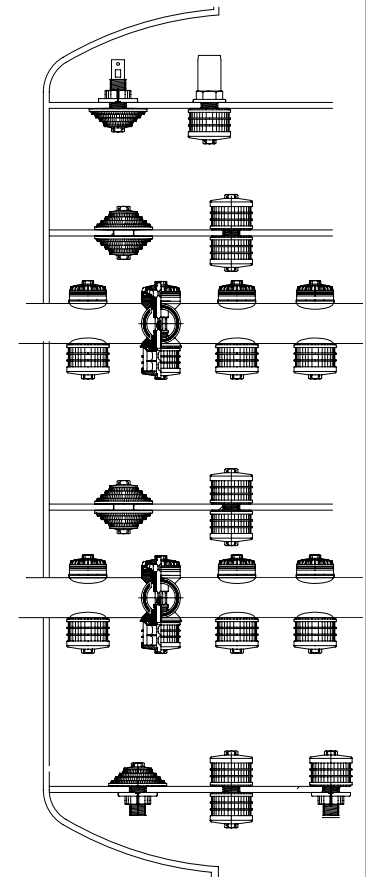
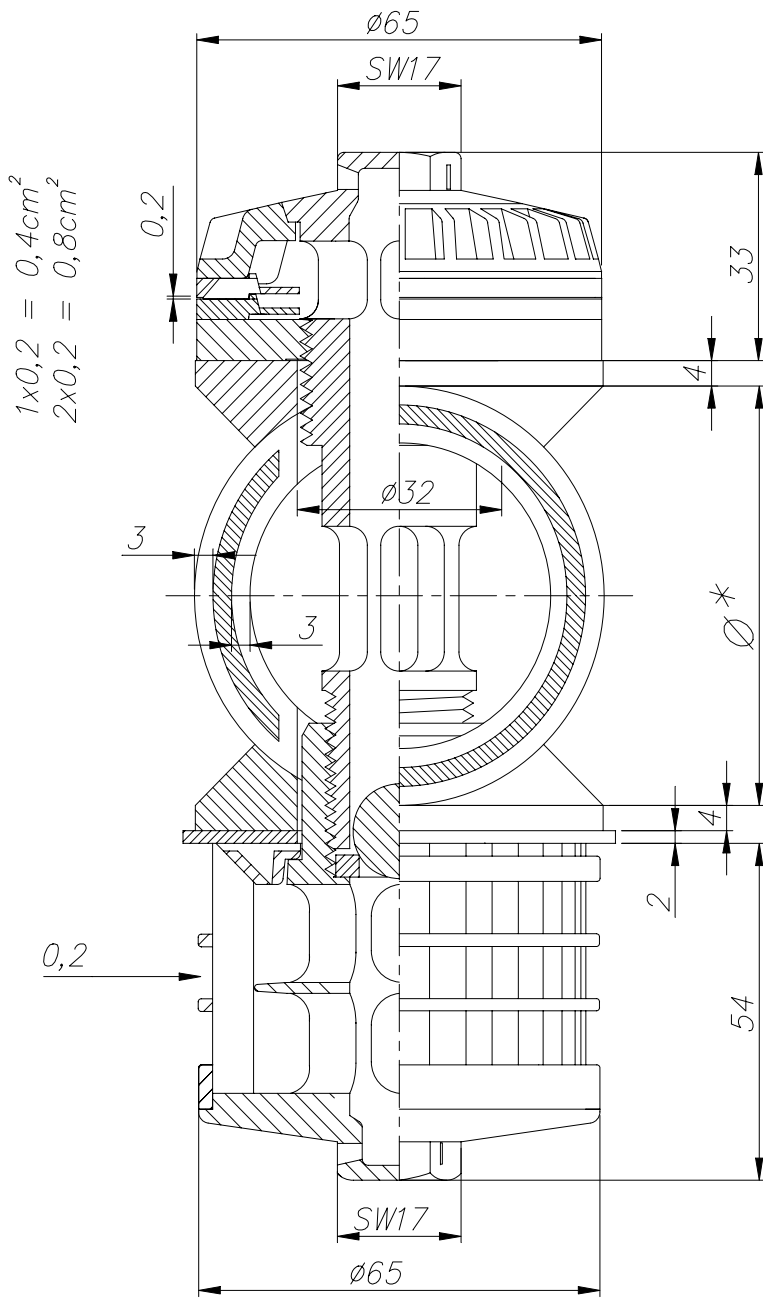
Filterdüsen

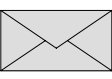
Filter-Nozzles

Crépines à filtre

Toberas filtrantes

Typ MST



Bestellung Ordering Commande Encargo	Typ Type Type Tipa	Schlitze Slots Fentes Ranuras	Ø*
	MST	1x 0,2 = 0,4 cm ²	Ø 63
		2x 0,2 = 0,8 cm ²	Ø 75
			Ø 90
			Ø 114

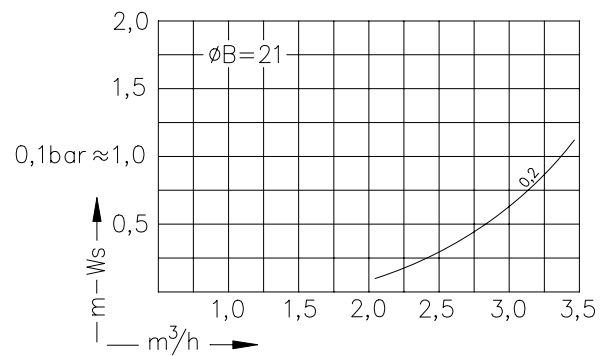
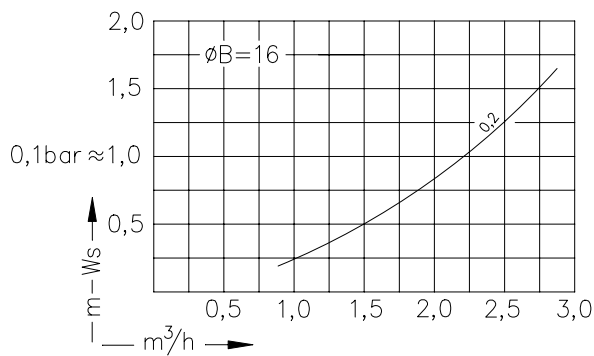
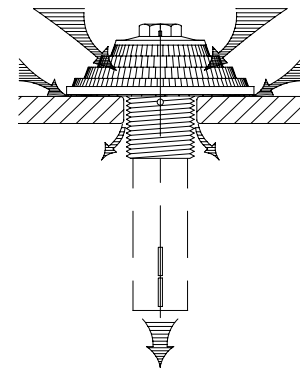
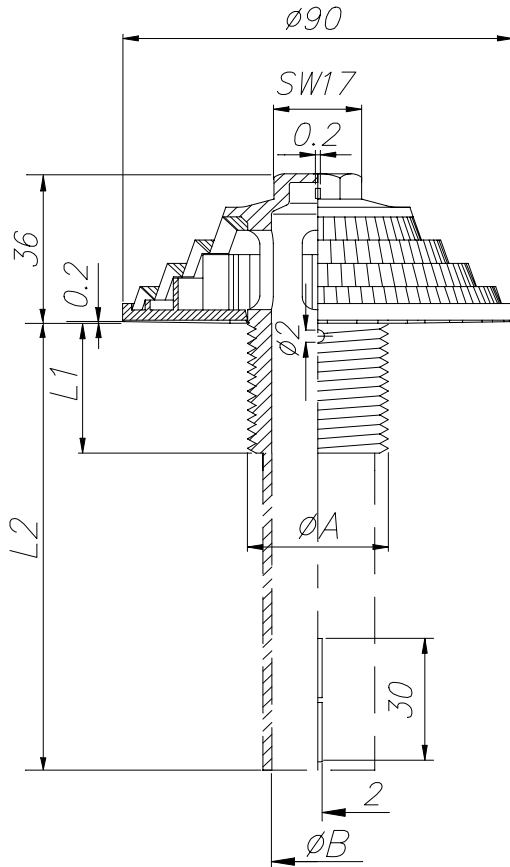
Filterdüsen

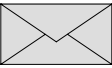
Filter-Nozzles

Crépines à filtre

Toberas filtrantes

Typ P



Bestellung Ordering Commande Encargo	Typ Type Type Tipa	Schlitz Slots Fentes Ranuras	Gewinde Thread Filetage Rosca	ϕA	Gewindelänge Thread length Longueur de filetage Largura de la rosca	L1	Schaft Shaft Longueur de tige Tija	L2	ϕB
	P	0,2 = 3,0 cm²	1 1/4"WW	32	25, 45, +5 +5 ...		80, 110, 140		21 = 3,4 cm²
			1"WW	25,4	20, 45		80, 110, 140		16 = 2,0 cm²
			G 3/4"	26,5	20, 45, +5 +5 ...		80, 110, 140		16 = 2,0 cm²
			M24	24	20, 45, +5 +5 ...		80, 110, 140		16 = 2,0 cm²

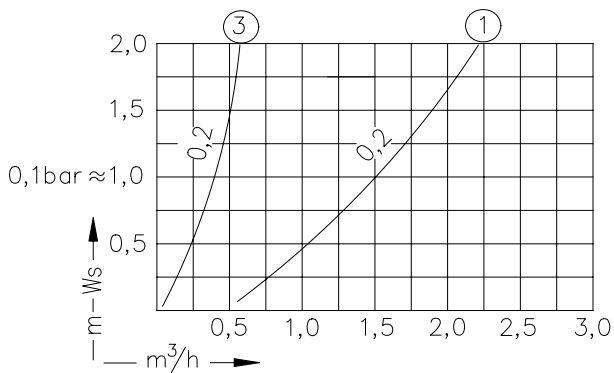
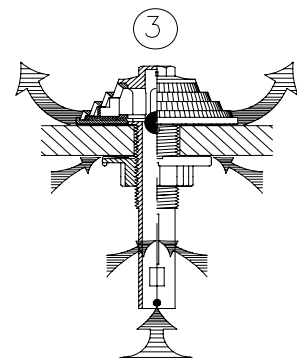
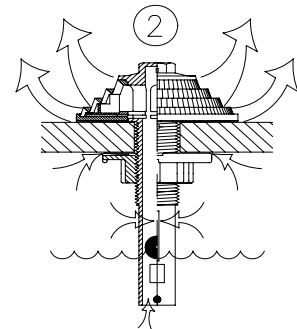
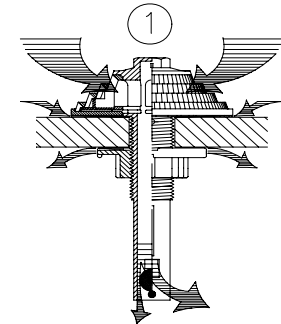
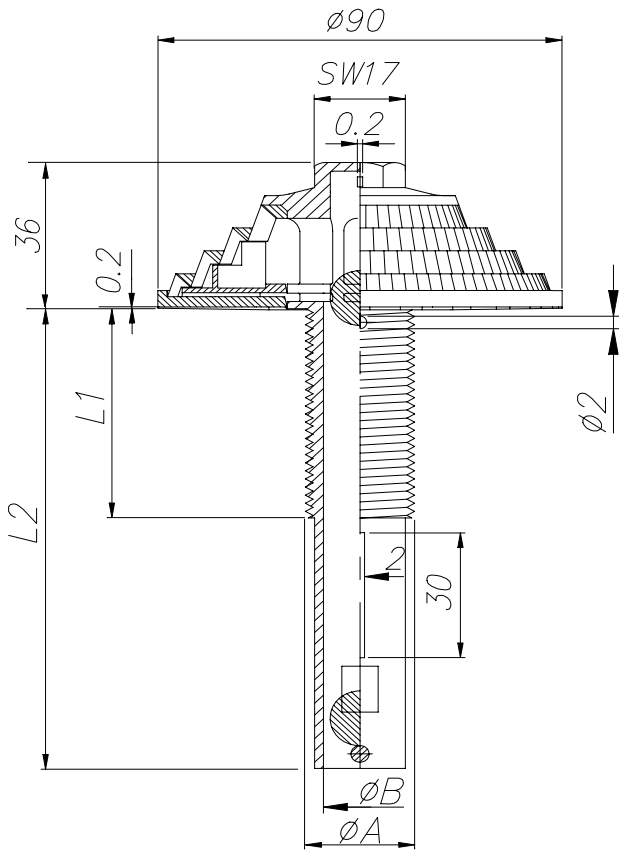
Mischbett
Filterdüsen

Mixedbed
Filter-Nozzles

Crépines à filtre
pour lit mélangé

Toberas filtrantes
para lechos mixtos

Typ M



Bestellung Ordering Commande Encargo	Typ Type Type Tija	Schlitz Slots Fentes Ranuras	Gewinde Thread Filetage Rosca	ØA	Gewindelänge Thread length Longueur de filetage Largura de la rosca	L1	Schaft Shaft Longueur de tige Tija	L2	ØB	
	M	0,2 = 3,0 cm²	G 3/4"	26,5	50		110		16 = 2,0 cm²	
			M24	24	50		110		16 = 2,0 cm²	

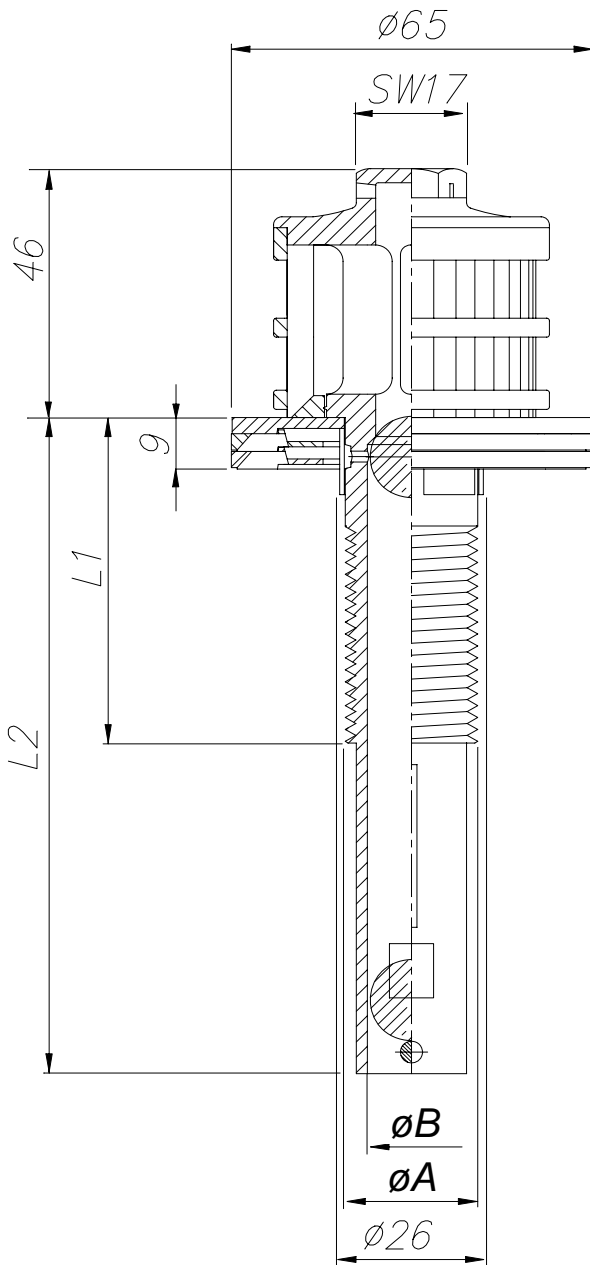
Mischbett
Filterdüsen

Mixedbed
Filter-Nozzles

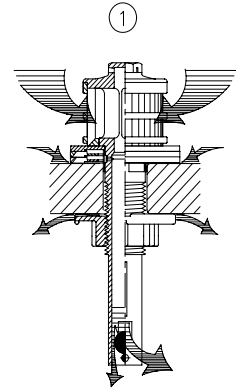
Crépines à filtre
pour lit mélangé

Toberas filtrantes
para lechos mixtos

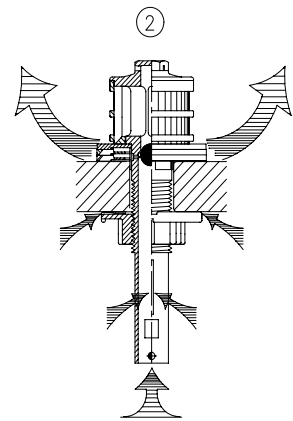
Typ MDL



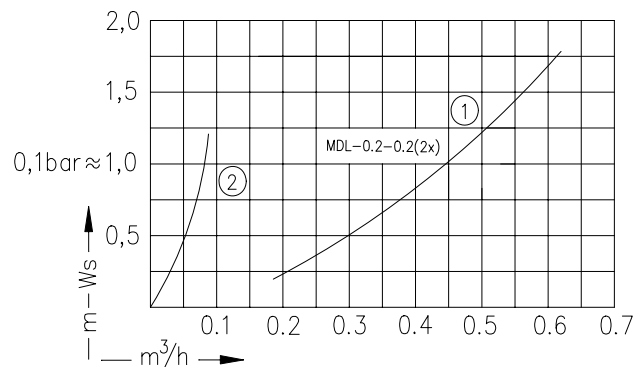
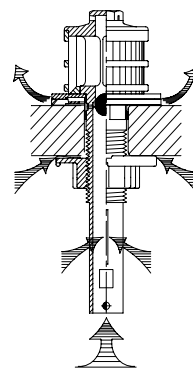
Typ MDL(0,2-2)



Typ MDL(0,2-2)

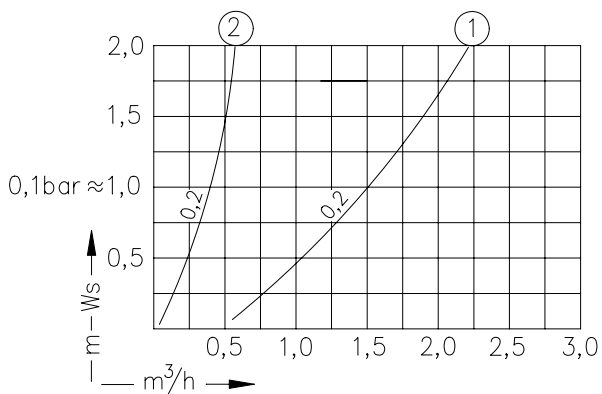
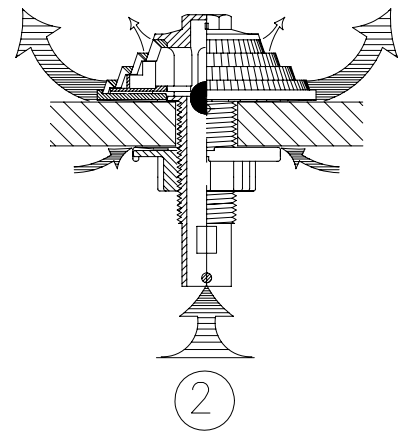
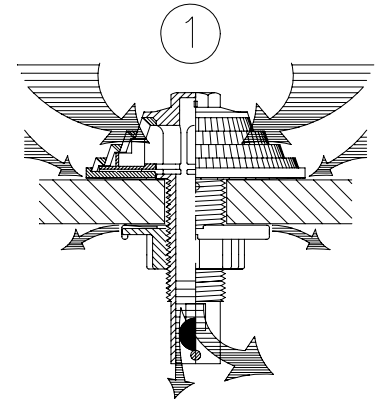
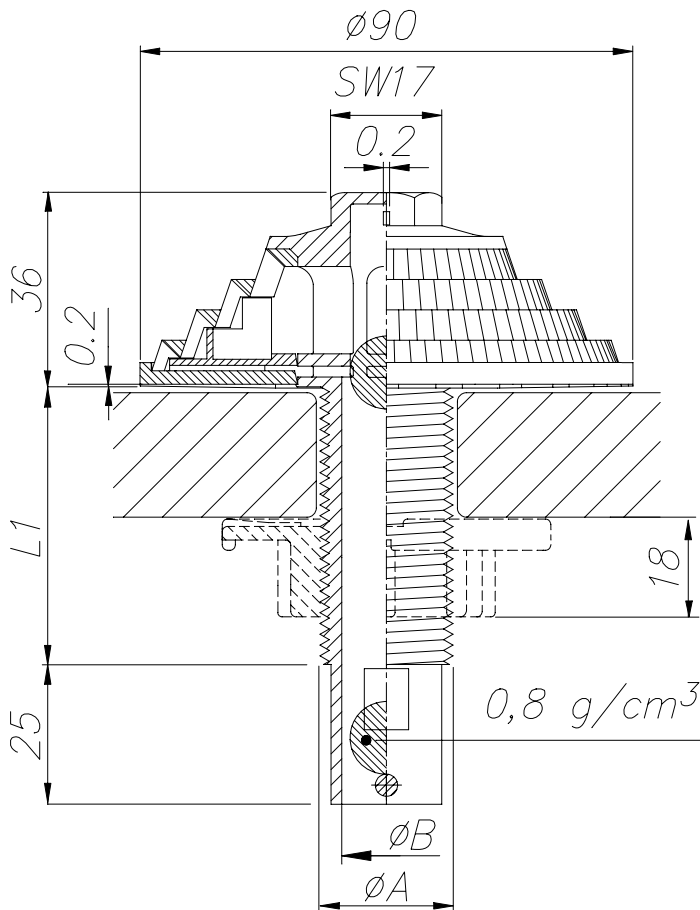


Typ MDL(0,2-1)



Bestellung Ordering Commande Encargo	Typ Type Type Tipa	Schlitze Slots Fentes Ranuras	Gewinde Thread Filetage Rosca	$\varnothing A$	Gewindelänge Thread length Longueur de filetage Largura de la rosca	Schaft Shaft Longueur de tige Tija	$\varnothing B$
	MDL	24 x 0,2 = 0,91 cm ² 36 x 0,2 = 1,37 cm ²	M24	24	60	120	16 = 2,0 cm ²

Typ PKU



Für untere Böden zur besseren Verteilung der Regeneriermittel.

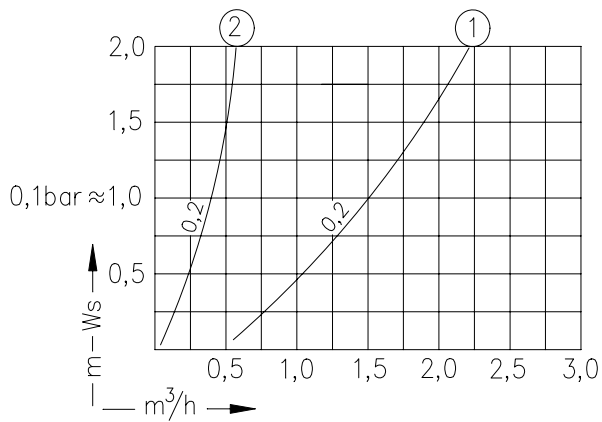
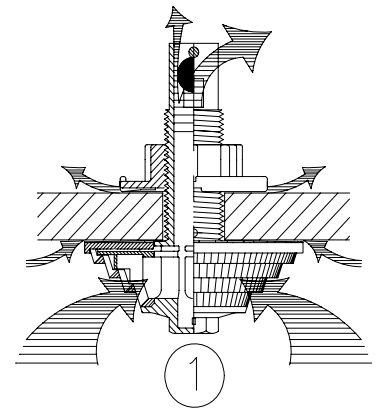
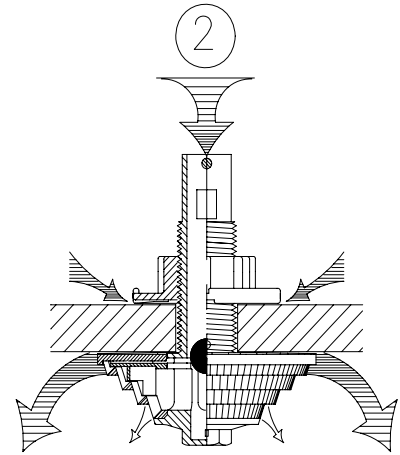
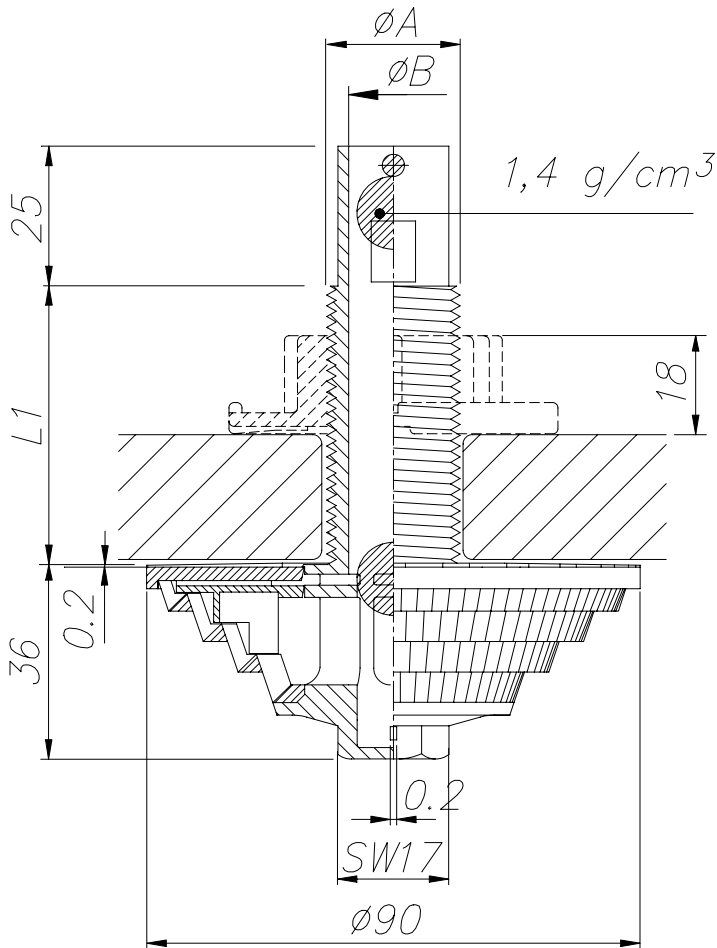
For Bottom distribution of regenerants.

Sur planchers inférieurs pour une meilleure répartition des solutions de régénération.

Para la base inferior para la distribution de los agentes regeneracion.

Bestellung Ordering Commande Encargo	Typ Type Type Tipa	Schlitze Slots Fentes Ranuras	Gewinde Thread Filetage Rosca	øA	L1 = mm	øB
	PKU	0,2 = 3,0 cm ²	M24	24	45, 50, +5 +5...	16 = 2,0 cm ²

Typ PKO



Für obere Böden zur besseren Verteilung der Regeneriermittel.

For Top distribution of regenerants.

Sur planchers supérieurs pour une meilleure répartition des solutions de régénération.

Para la distribución de reactivos en fondos planos superiores e inferiores.

Bestellung Ordering Commande Encargo	Typ Type Type Típa	Schlitz Slots Fentes Ranuras	Gewinde Thread Filetage Rosca	ØA	L1 = mm	ØB
	PKO	0,2 = 3,0 cm ²	M24	24	45, 50, +5 +5...	16 = 2,0 cm ²

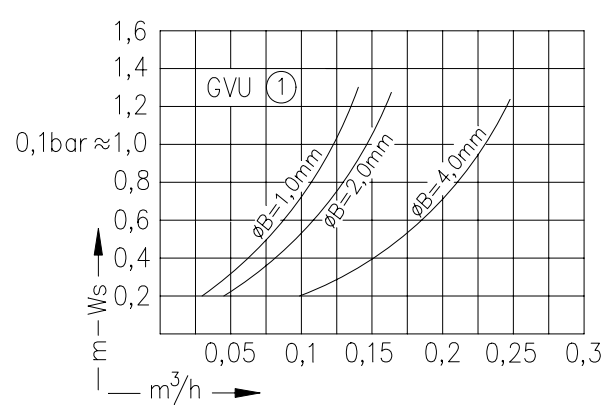
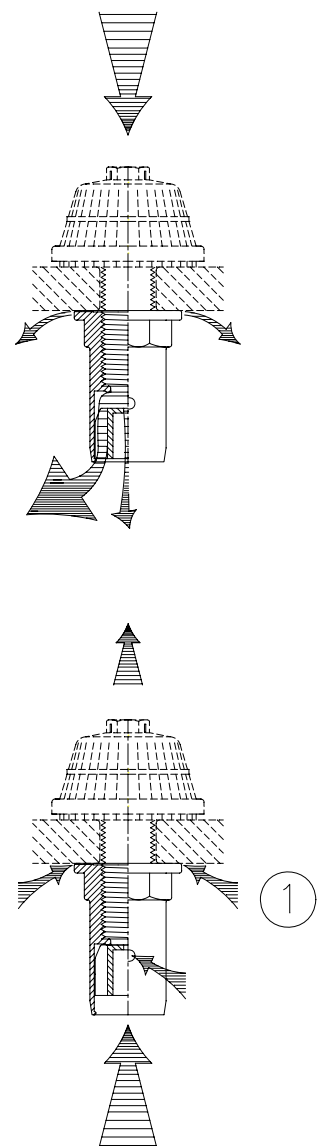
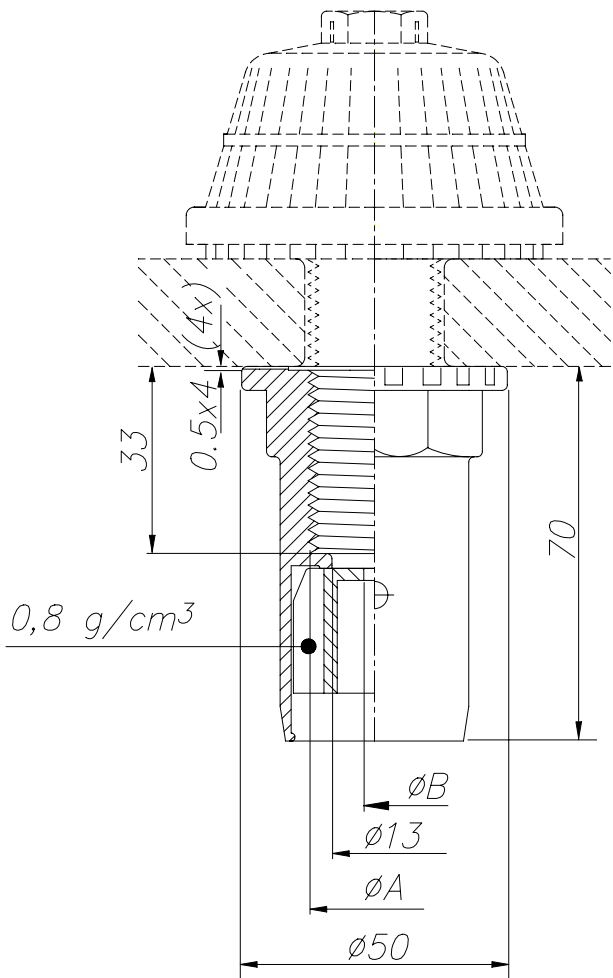
**Gegenstromventil
aus PP**
zur besseren Verteilung
der Regeneriermittel

**Counter Flow Valve
made of PP**
for the uniform distribution
of the regenerants

**Soupape à contre
courant en PP**
pour une meilleure répartition
des solutions de régénération

**Valvula de contra
courant en PP**
para la distribución uniforme de
los reactivos de regeneracion

Typ GVU



Für untere Böden
zur besseren Verteilung
der Regeneriermittel.

For Bottom distribution
of regenerants.

Sur planchers inférieurs pour une
meilleure répartition des solutions
de régénération.

Des agents de regeneracion
para la base inferior
de la tobera.

Bestellung Ordering Comanda Encargo	Typ Type Type Tipa	Gewinde Thread Filetage Rosca	øA	øB
	GVU	1 1/4" WW	32	ø 1,0 - ø 7,0 mm
		G 3/4"	26,5	ø 1,0 - ø 7,0 mm
		M24	24	ø 1,0 - ø 7,0 mm
		M20	20	ø 1,0 - ø 7,0 mm

**Gegenstromventil
aus PP**

zur besseren Verteilung
der Regeneriermittel

**Counter Flow Valve
made of PP**

for the uniform distribution
of the regenerants

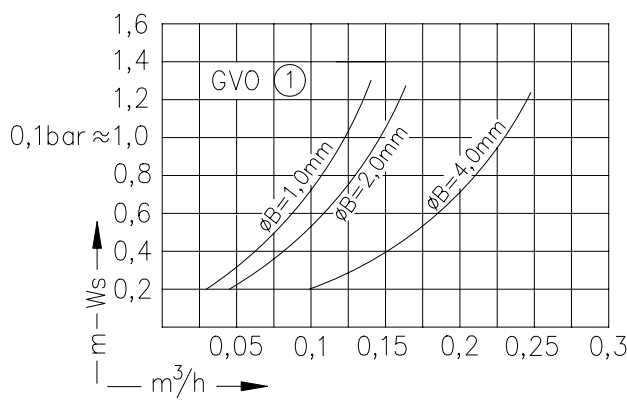
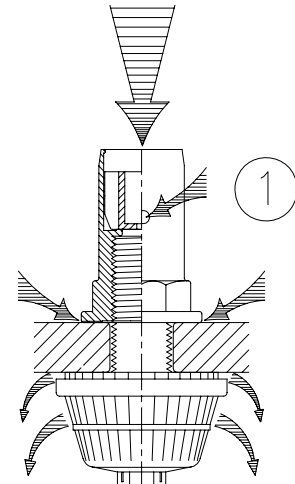
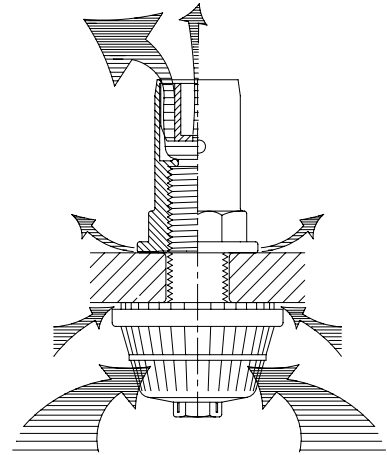
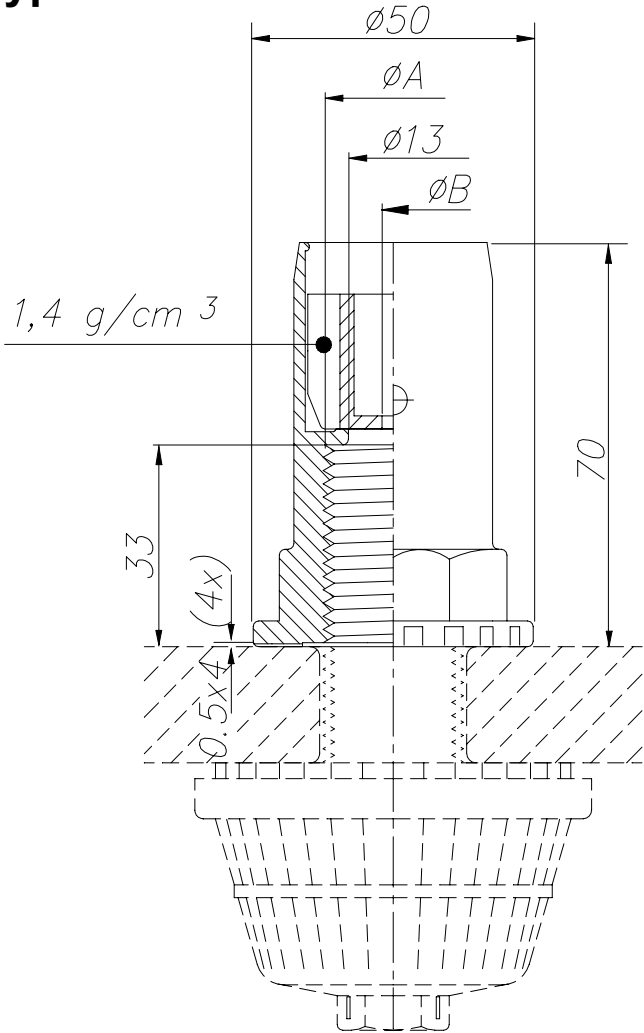
**Soupape à contre
courant en PP**

pour une meilleure répartition
des solutions de régénération

**Valvula de contra
courant en PP**

para la distribución uniforme de
los reactivos de regeneración

Typ GVO



Für obere Böden
zur besseren Verteilung
der Regeneriermittel.

For Top distribution
of regenerants.

Pour planchers supérieurs,
pour une meilleure répartition
des solutions de régénération (lit mobile)

Des agents de regeneración
para la base superior
de la tobera.
(sistema de contracorriente)

Bestellung Ordering Comanda Encargo	Typ Type Type Tipa	Gewinde Thread Filetage Rosca	øA	øB
	GVO	1 1/4"WW	32	ø 1,0 - ø 7,0 mm
		G 3/4"	26,5	ø 1,0 - ø 7,0 mm
		M24	24	ø 1,0 - ø 7,0 mm
		M20	20	ø 1,0 - ø 7,0 mm

Filterdüsensatz für Zwischenböden

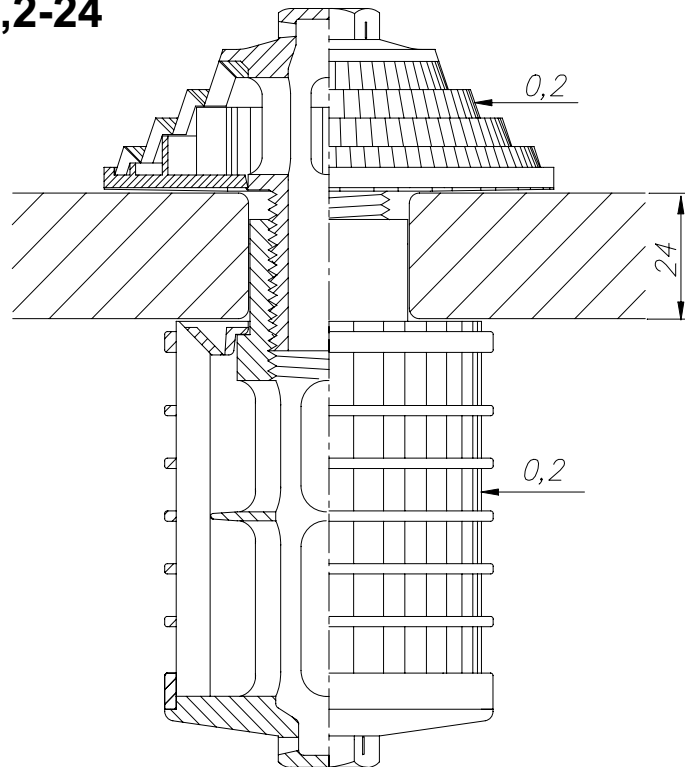
Filter-Nozzles-Set for intermediate Bottoms

Crépines à filtre Assortiment pour planchers intermédiaires

Conjunto de toberas para placas intermedias

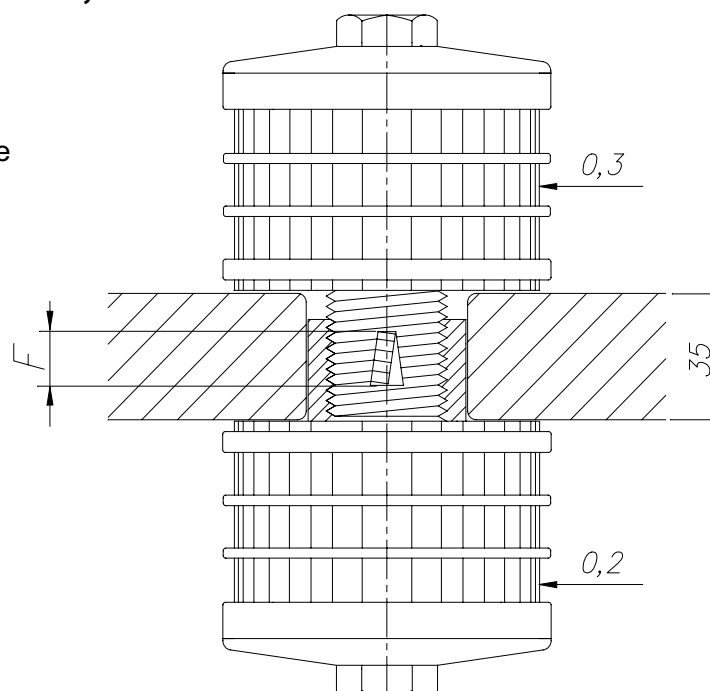
Typ P-0,2 / C2-0,2-24

Bestellbeispiel
Example for Ordering
Exemple de commande
Ejemplo de encargo



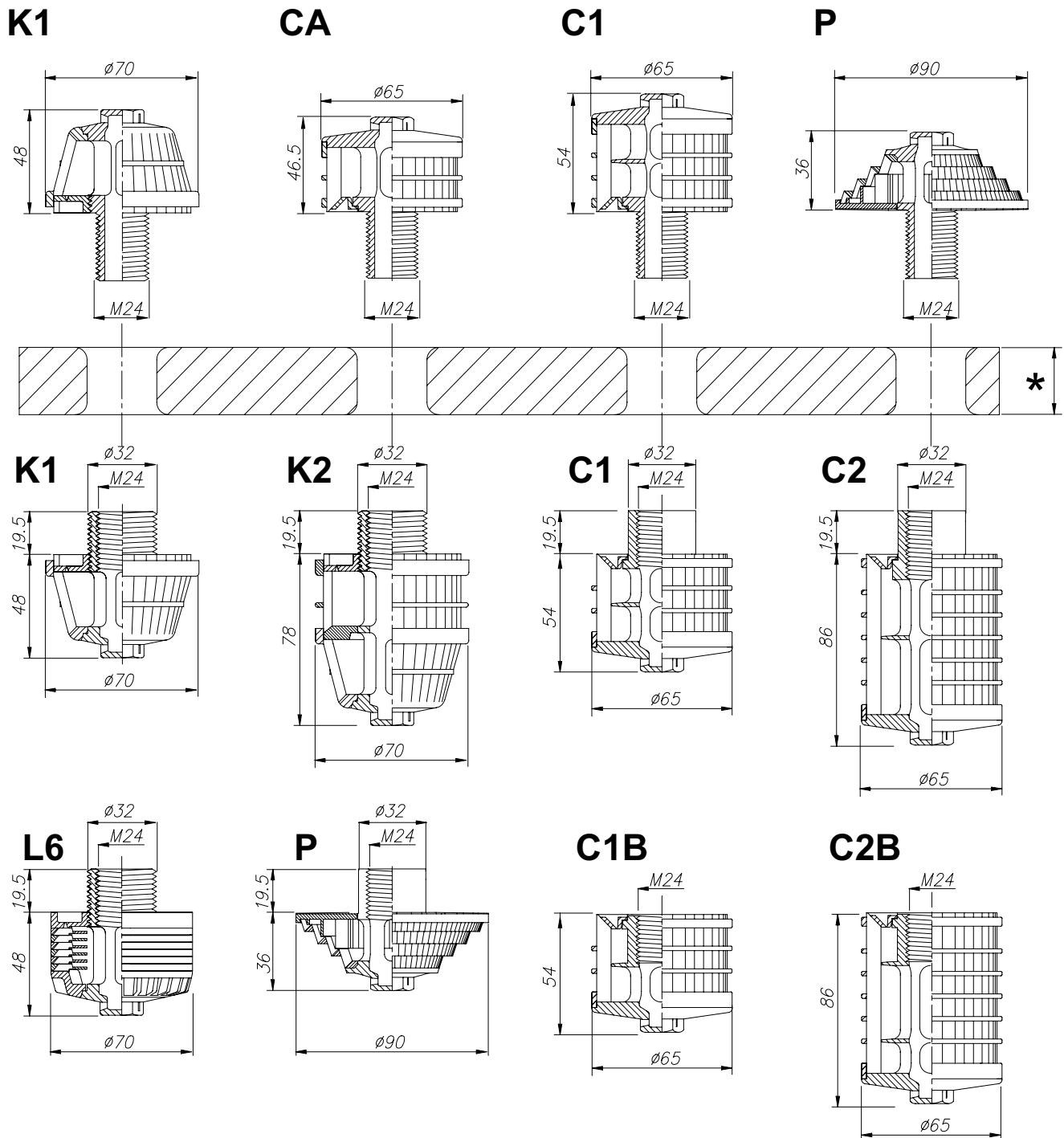
Typ C1-0,3 / C1-0,2-35-F

Bestellbeispiel
Example for Ordering
Exemple de commande
Ejemplo de encargo



F = Lösungssicherung
F = special devise (Flipper)
F = Dispositif auto bloquant
F = Cierrede Seguridad

Filterdüzensatz für Zwischenböden	Filter-Nozzles-Set for intermediate Bottoms	Crépines à filtre Assortiment pour planchers intermédiaires	Conjunto de toberas para placas intermedias
--	--	--	--



Bestellung Ordering Commande Encargo	Typ obere Düse Type upper nozzle Type crépines supérieures Tipo toberas Superior	Schlitze Slots Fentes Ranuras	Typ untere Düse Type lower nozzle Type crépines inférieures Tipo tobera Inferior	Schlitze Slots Fentes Ranuras	Bodenstärke Plate thickness Epaisseur du plancher Espesor placa
	K1	0,2 0,35 0,5	K1	0,2 0,35 0,5 - 2,0	
	C1	0,2 0,3 0,5	C1	0,2 0,3 0,5 - 2,0	
	P	0,2	C1B	0,2 0,3 0,5 - 2,0	
	CA	0,4	C2	0,2 0,3	
			L	0,2 0,3 0,5	
			P	0,2	

**Filterdüsen für
Drainagesystem**

**Filter-Nozzles for
Drainage system**

**Système de
drainage**

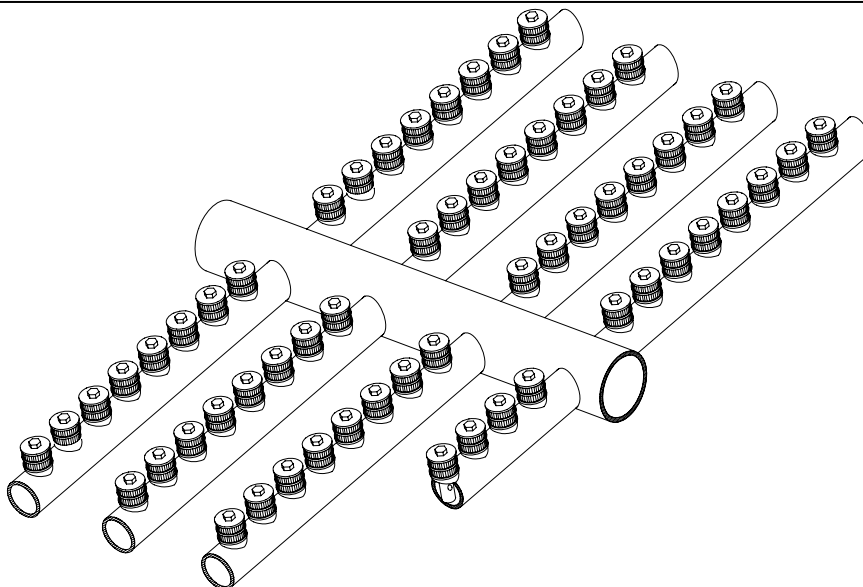
**Sistemas de
drenaje**

Montagebeispiel

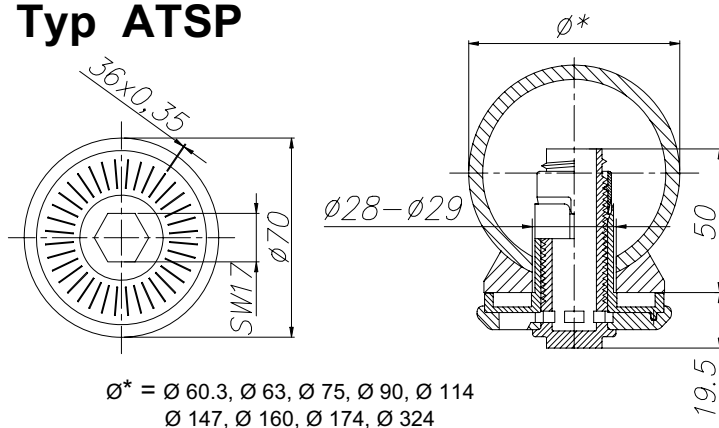
Installation
procedure

Exemple
de montage

Ejemplo
de montaje

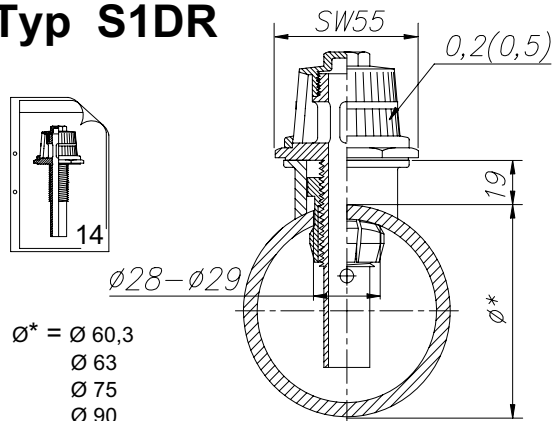


Typ ATSP



$\varnothing^* = \varnothing 60.3, \varnothing 63, \varnothing 75, \varnothing 90, \varnothing 114$
 $\varnothing 147, \varnothing 160, \varnothing 174, \varnothing 324$

Typ S1DR



$\varnothing^* = \varnothing 60.3$
 $\varnothing 63$
 $\varnothing 75$
 $\varnothing 90$

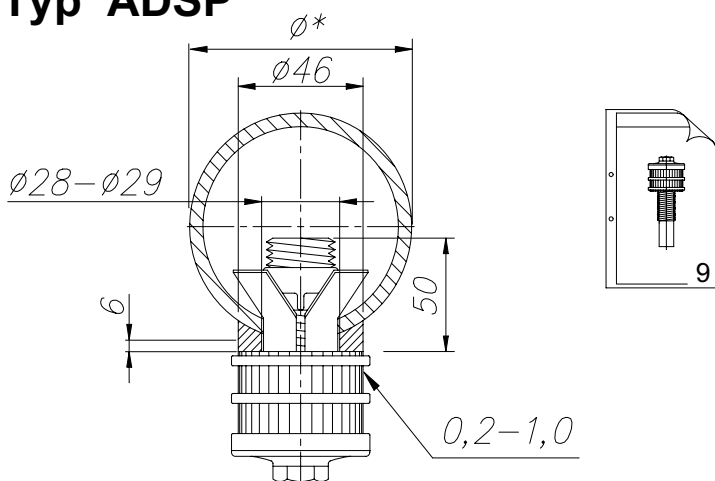


ATSP- 0,35 - \varnothing^* mm



S1DR- (0,2-0,5) - \varnothing^* mm

Typ ADSP

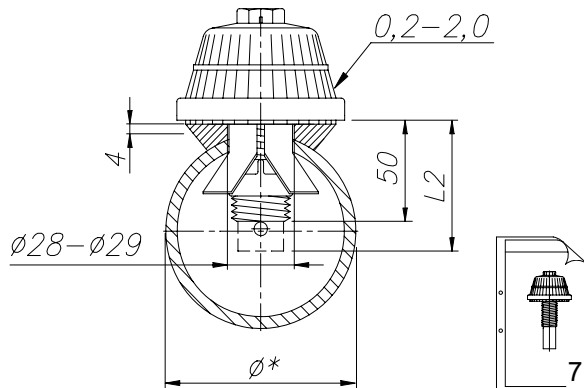


< 60°C = \varnothing^* angeben / specify
> 60°C = $\varnothing^* 48, \varnothing 63, \varnothing 75, \varnothing 90, \varnothing 120, \varnothing 170$



ADSP- (0,2-1,0) - \varnothing^* mm

Typ AKSP



$\varnothing^* = \varnothing 60.3, \varnothing 63, \varnothing 75, \varnothing 90, \varnothing 114$
 $\varnothing 147, \varnothing 160, \varnothing 174, \varnothing 324$



AKSP- (0,2-2,0) - \varnothing^* mm-L2 mm

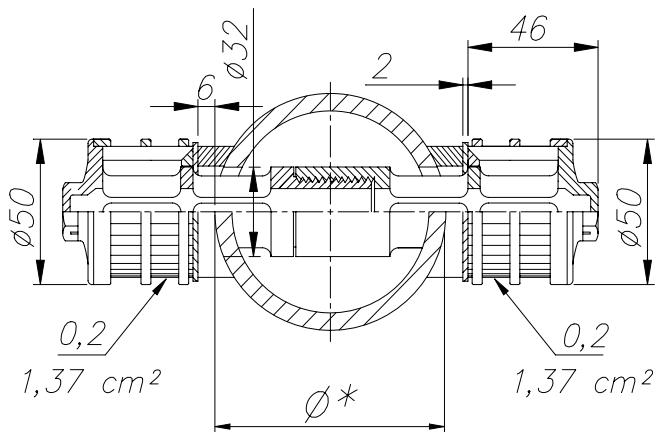
Filterdüsen für
Drainagesystem

Filter-Nozzles for
Drainage system

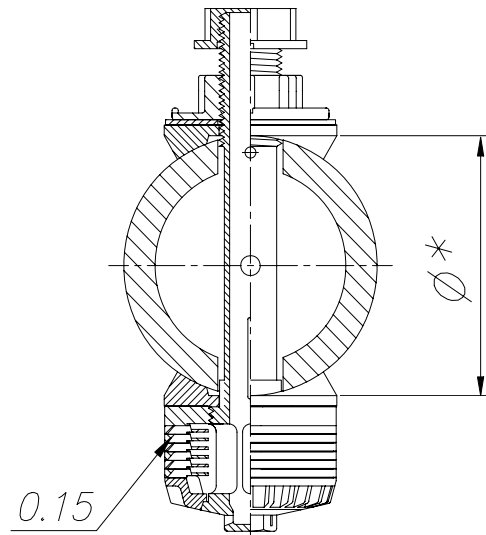
Système de
drainage

Sistemas de
drenaje

Typ DDR



Typ SLR

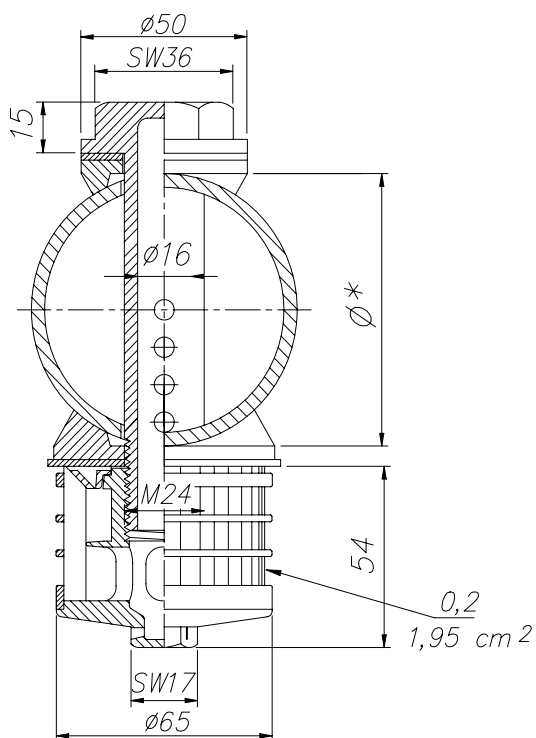


DDR-0,2/0,2- Ø *mm

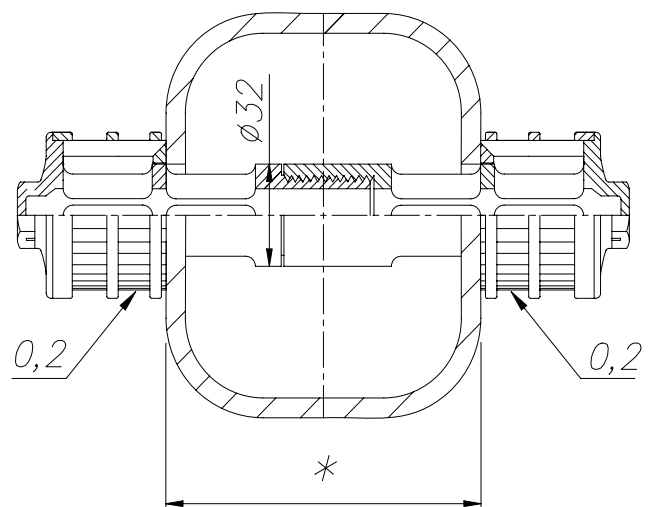


SLR-0,15- Ø *mm

Typ SCR



Typ DD



SCR-0,2- Ø *mm



DD-0,2/0,2- *mm

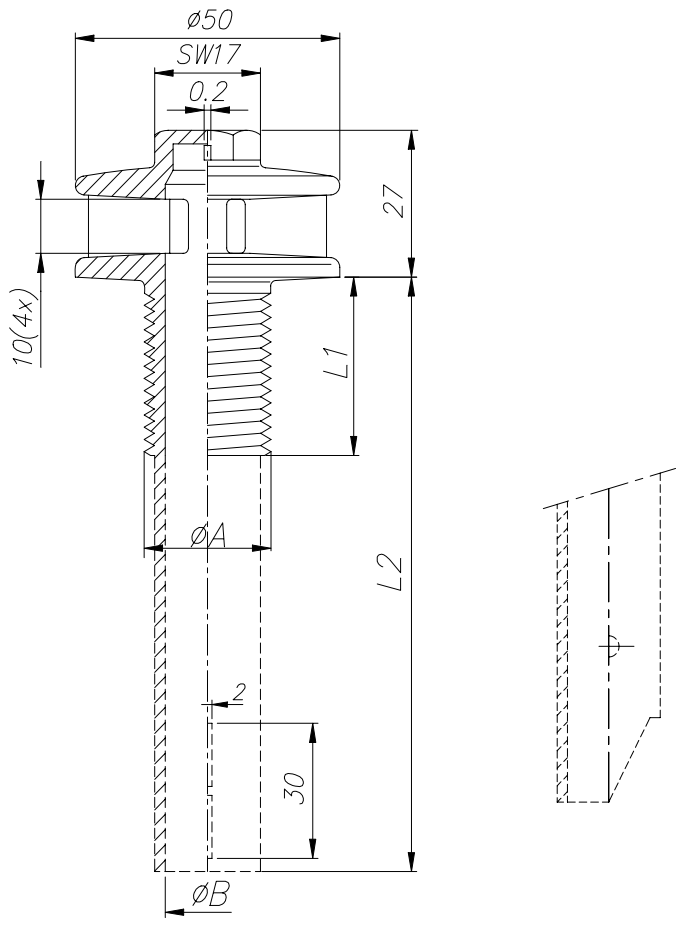
Filterdüsen

Filter-Nozzles

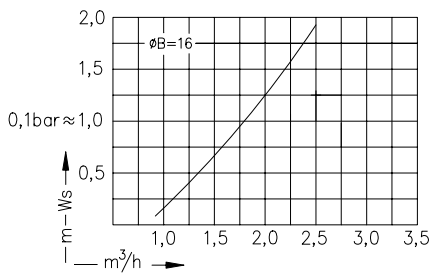
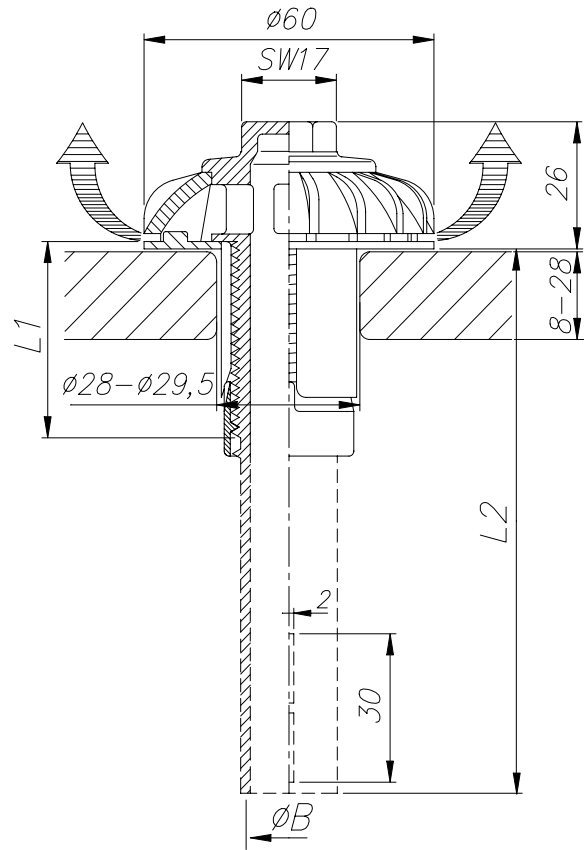
Crépines à filtre

Toberas filtrantes

Typ G



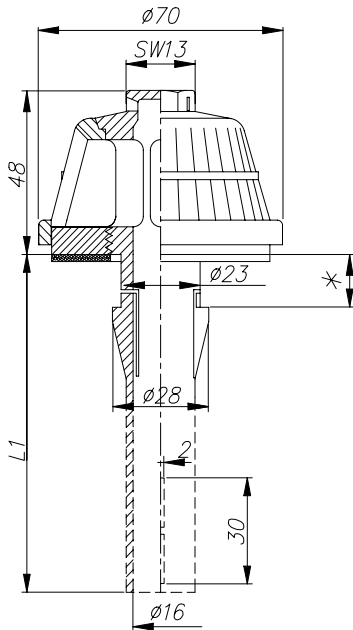
Typ RSP



Bestellung Ordering Commande Encargo	Typ Type Type Tipa	Schlitze Slots Fentes Ranuras	Gewinde Thread Filetage Rosca	ØA	Gewindelänge Thread length Longueur de filetage Largura de la rosca	L1	Schaft Shaft Longueur de tige Tija	L2	ØB
✉	G	5 = 2,0 cm²	1 ¼" WW	32	20, 30, 45, +5 +5 ...		80, 110, 140, 200, 250, ... 417...		21 = 3,4 cm²
			G 3/4"	26,5	20, 30, 45, +5 +5 ...		80, 110, 140, 200, 250, ... 417...		16 = 2,0 cm²
			M24	24	25, 45, +5 +5...		80, 110, 140, 200, 250, ... 417...		16 = 2,0 cm²
	RSP 8-28	1,6 = 2,67 cm² 5,6 = 9,35 cm²			50		80, 110, 140, 200		16 = 2,0 cm²

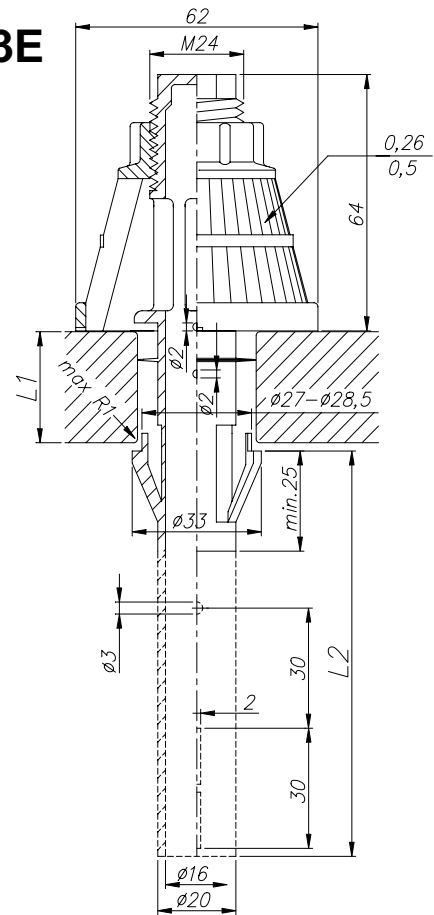
Sonderdüsen Special Types Autres types Tipos especiales

Typ KE

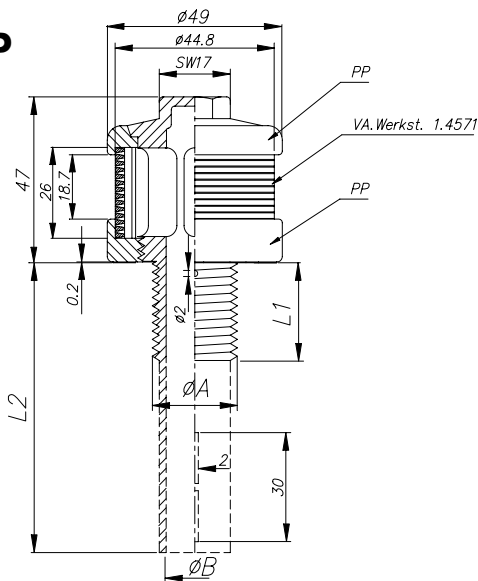


Bestellung Ordering Commande Encargo	Typ Type Type Tipa	Schlitz Slots Fentes Ranuras	Bodenstärke plate thickness Epaisseur du plancher Espesor placa	Schaft Shaft Longueur de tige Tija
	KE	40 x 0,2 36 x 0,35 36 x 0,5 20 x 0,8 36 x 1,0 20 x 1,5 20 x 2,0	> 10 mm	80, 110, 140, 200

Typ S3E



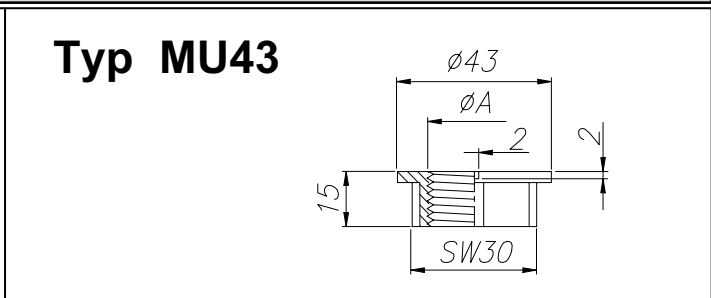
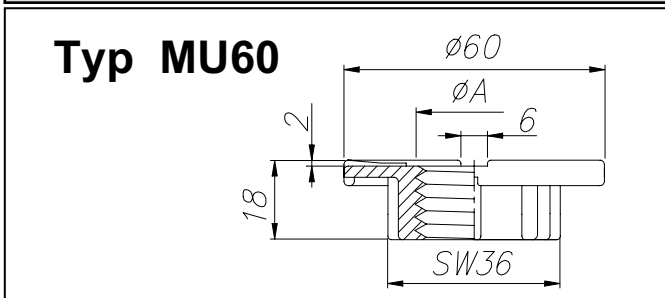
Typ VP



Bestellung Ordering Commande Encargo	Typ Type Type Tipa	Schlitz Slots Fentes Ranuras	Gewinde Thread Filetage Rosca	$\varnothing A$	Gewindelänge Thread length Longueur de filetage Largura de la rosca	Schaft Shaft Longueur de tige Tija	$\varnothing B$
	VP	0,2 = 2,5 cm ² 0,3 = 3,8 cm ²	1 1/4" WW M24	32 24	25, 45, +5 +5 ... 25, 45, +5 +5 ...	80, 110, ... 417 80, 110, ... 417	21 = 3,4 cm ² 16 = 2,0 cm ²

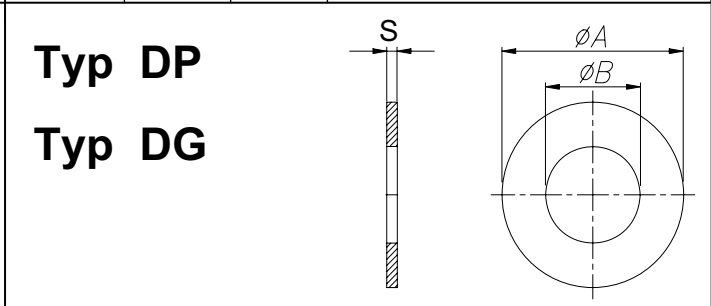
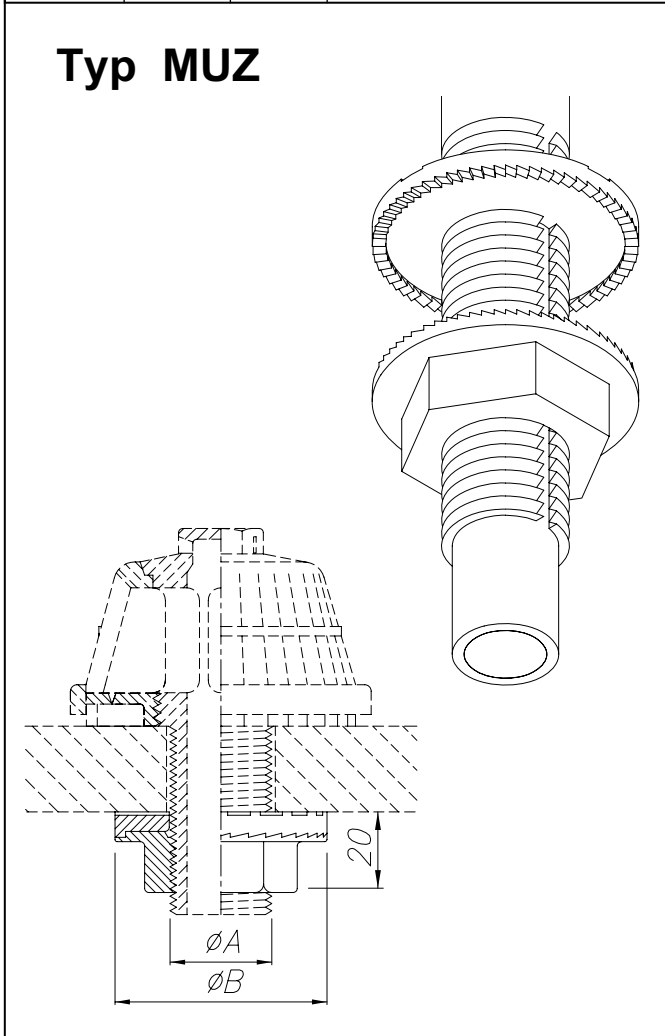
Bestellung Ordering Commande Encargo	Typ Type Type Tipa	Schlitz Slots Fentes Ranuras	Bodenstärke Plate thickness Epaisseur du plancher Espesor placa	Schaft Shaft Longueur de tige Tija
	S3E	40 x 0,26 = 3,04 cm ² 40 x 0,5 = 5,84 cm ²	10 - 14 14 - 18 18 - 22 22 - 26 26 - 30 30 - 34 34 - 38 38 - 42	100 ...

Muttern und Scheiben	Nuts and Washers	Ecrous et joints	Tuerca y Arandela
-------------------------	---------------------	---------------------	----------------------

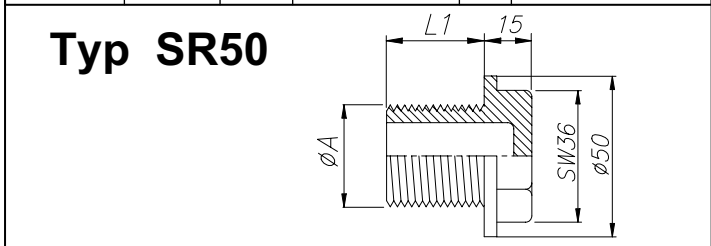


Bestellung Ordering Commande Encargo	Typ Type Type Tipa	Gewinde Thread Filetage Rosca	ØA
	MU60	1 1/4" WW	32
		1" WW	25,4
		G 3/4"	26,5
		M24	24
		M22x1,5	22
		M20	20

Bestellung Ordering Commande Encargo	Typ Type Type Tipa	Gewinde Thread Filetage Rosca	ØA
	MU43	1" WW	25,4
		M24	24
		M22x1,5	22
		M20	20



Bestellung Ordering Commande Encargo	Typ Type Type Tipa	ØA	ØB	S	Material Material Materiau Material
	DP	50	32; 30; 27; 25; 21	2	PP
			32; 25	5	
		70	32; 30; 25	7	
			32; 30; 27; 25; 21	2	
		32; 30; 28	7		
	DG	50 70	32; 27; 25; 21	2	Gummi / Rubber / Caoutchouc / de goma EPDM (KTW)



Bestellung Ordering Commande Encargo	Typ Type Type Tipa	Gewinde Thread Filetage Rosca	ØA	ØB
	MUZ	G 3/4"	26,5	Ø50 , Ø60
		M24	24	

Bestellung Ordering Commande Encargo	Typ Type Type Tipa	Gewinde Thread Filetage Rosca	ØA	Gewindelänge Thread length Longueur de filetage Largura de la rosca	L1
	SR50	1 1/4" WW	32	... mm	
		G 1"	33,25		
		G 3/4"	26,5		
		M24	24		

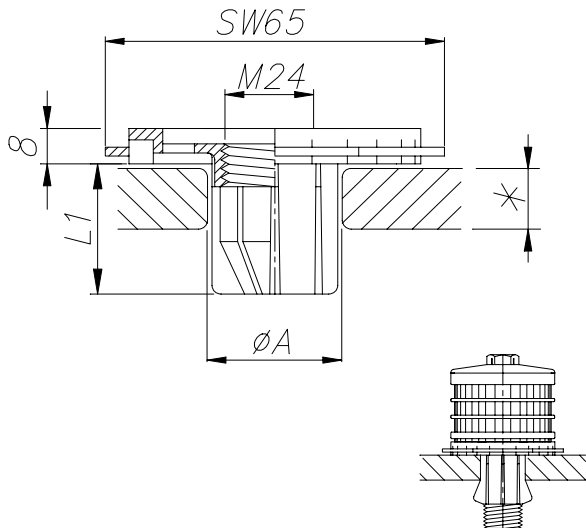
Dübel und Blindstopfen

Expanding ring (dowel)

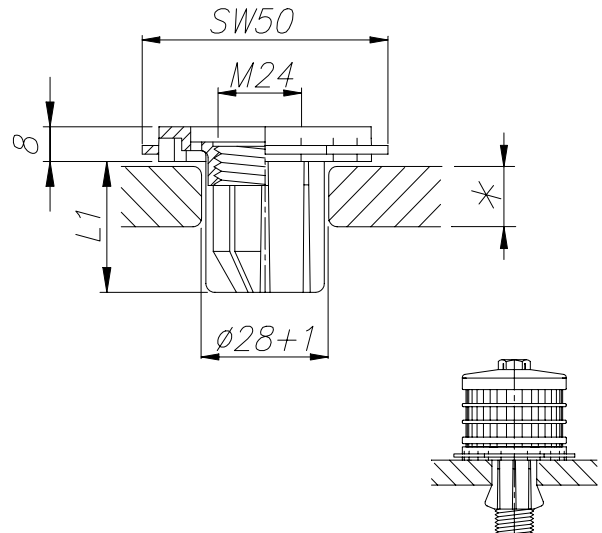
Douilles expansives

Anillas de expansion

Typ DB65



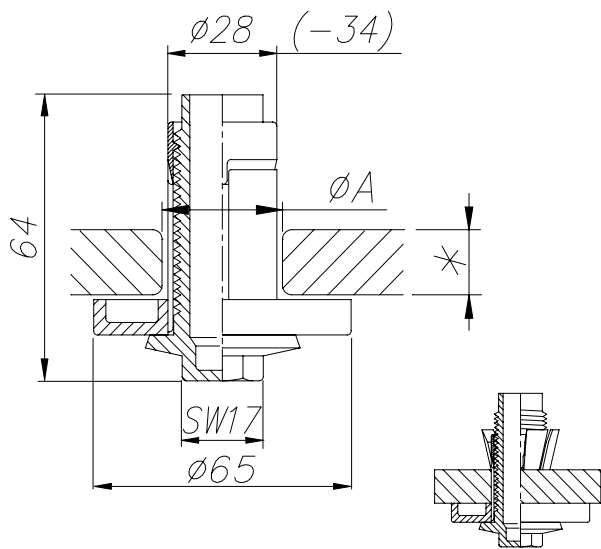
Typ DB50



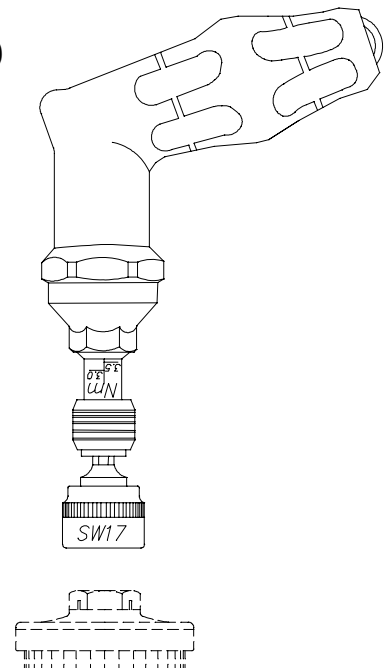
Bestellung Ordering Commande Encargo	Typ Type Type Tipa	ØA	Bodenstärke plate thickness Epaisseur du plancher Espesor placa *	L1
✉	DB65	ø28	ø32	8 - 12 - elfenbein / ivory 30
			ø38	12 - 17 - grau / grey 30
				17 - 22 - schwarz / black 30
				22 - 27 - blau / blue 36

Bestellung Ordering Commande Encargo	Typ Type Type Tipa	Bodenstärke plate thickness Epaisseur du plancher Espesor placa *	L1
✉	DB50	8 - 12 - elfenbein / ivory	30
		12 - 17 - grau / grey	30
		17 - 22 - schwarz / black	30

Typ KSPB



Typ DSD



Bestellung Ordering Commande Encargo	Typ Type Type Tipa	Bodenstärke plate thickness Epaisseur du plancher Espesor placa *	ØA
✉	KSPB	8 - 28	28-29,5; 29,5-31,5; 31,5-33;
		25 - 45	33-34,5; 34,5-36;
		8 - 28	25-26,5

Bestellung Ordering Commande Encargo	Typ Type Type Tipa	Drehmoment - Schraubendreher Torque screwdriver Tournevis à déclenchement Atornillador con limitador de par
✉	DSD	

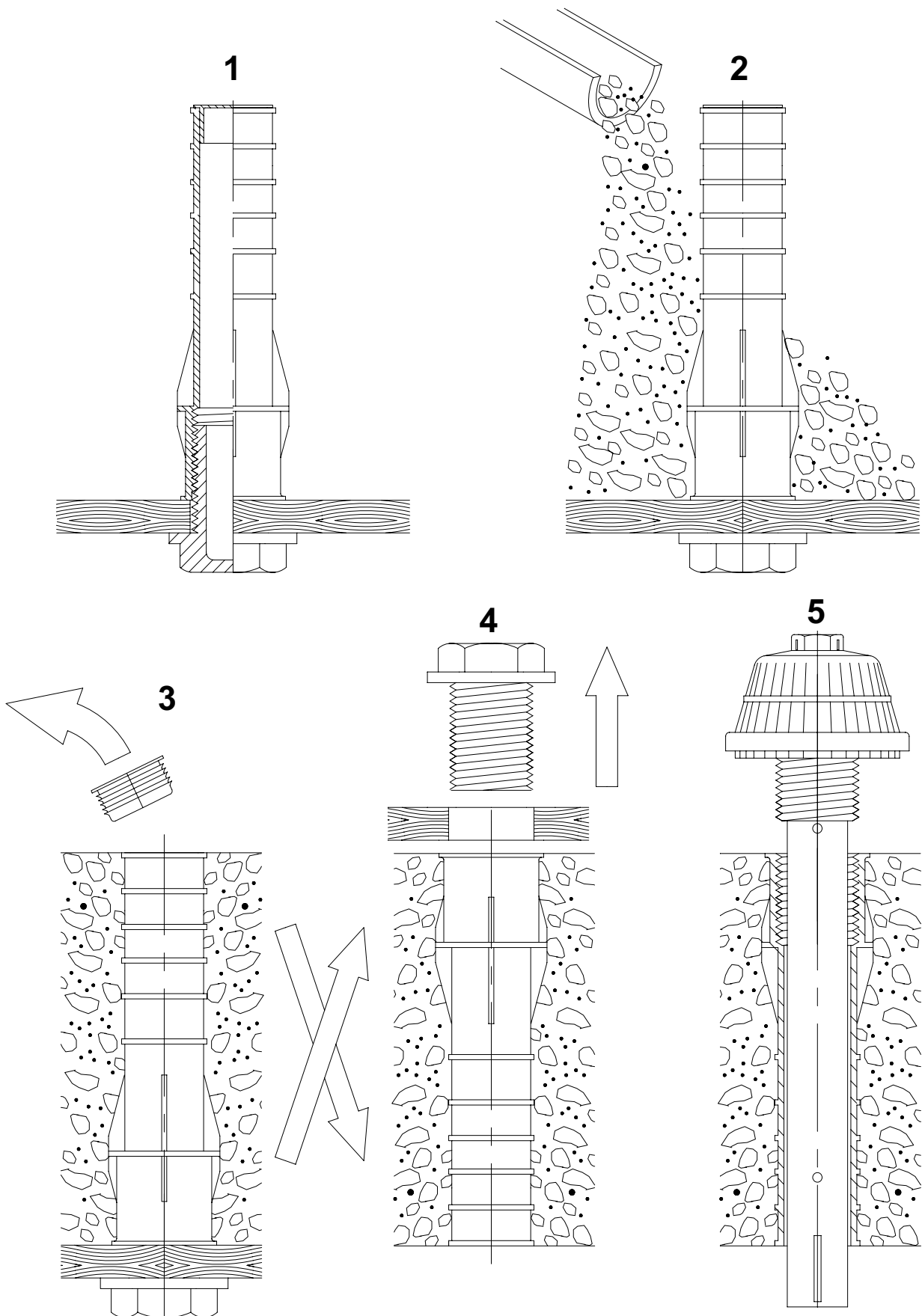
Montagebeispiel

I

Installation
procedure

Exemple de montage
sur plancher béton

Ejemplo
de montaje

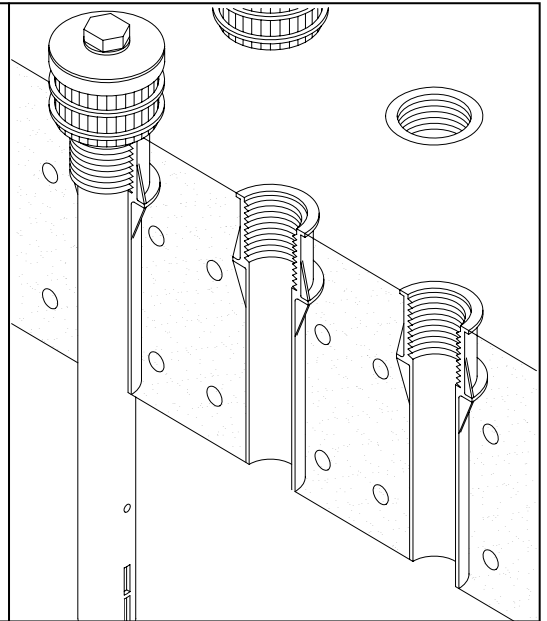
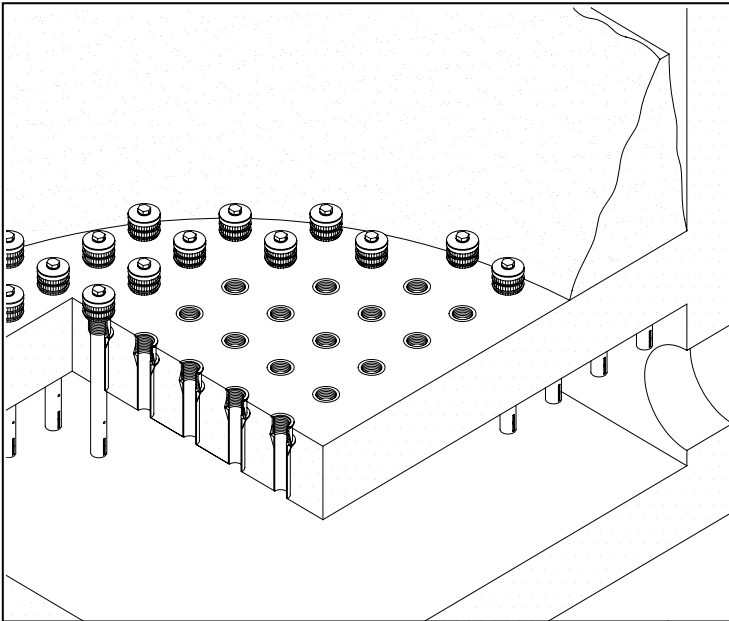


**Buchsen
für Beton-
Filterböden**

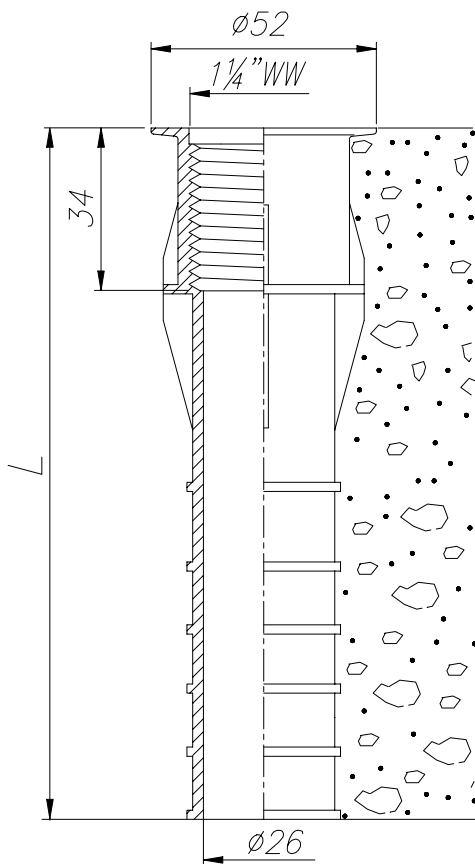
**Sleeves for
concrete -
floors**

**Douilles et
accessoires pour
planchers béton**

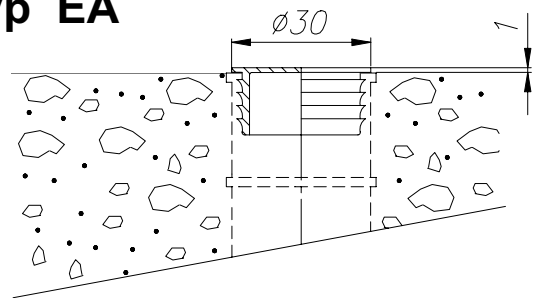
**Casquillos para
fondos de filtros
de hormigon**



Typ B32

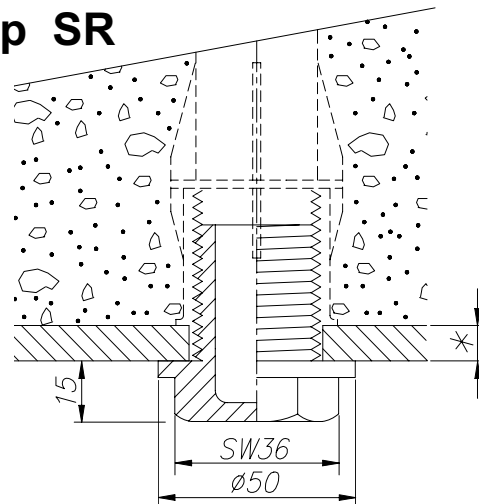


Typ EA



EA

Typ SR



Bestellung
Ordering
Commande
Encargo

Typ
Type
Type
Tipa

L = mm

60, +10, +10, ... - 500

Bestellung
Ordering
Commande
Encargo

Typ
Type
Type
Tipa

*** = mm**



SR

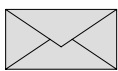

Kappen für
Betonbuchsen

Caps for
concrete-sleeves

Obturbateurs
pour planchers
béton

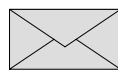
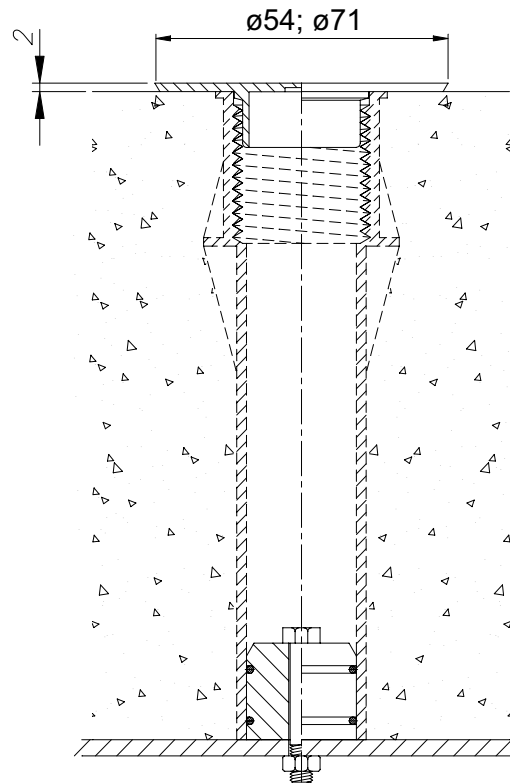
Tapon cierre
de los Casquillos
para Hormigon

Typ BM32



BM32 - 1 1/4" WW - L1 - L2

Typ EG



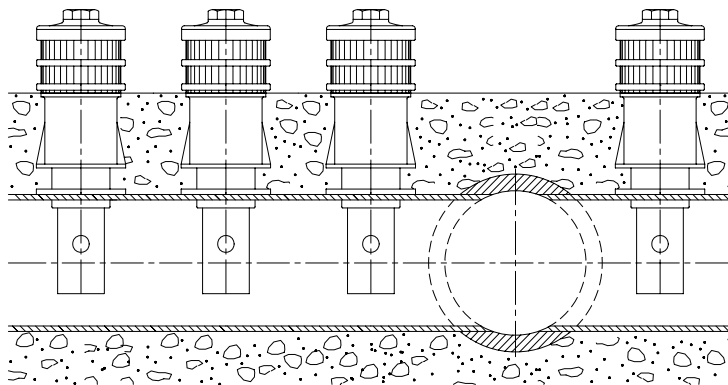
EG50 (EG70)

Buchsen
für Rohre

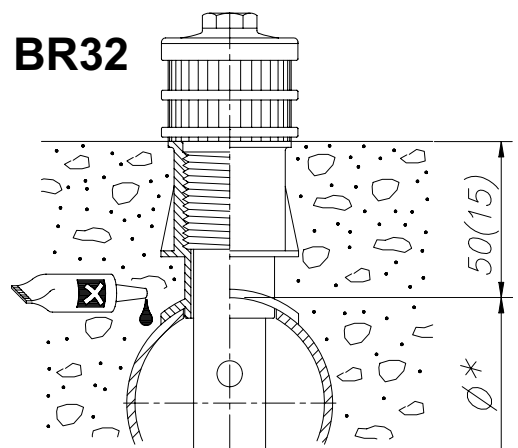
Special lateral
sleeves

douilles pour tuyaux
et planchers béton

Casquillos
para tuberia



Typ BR32



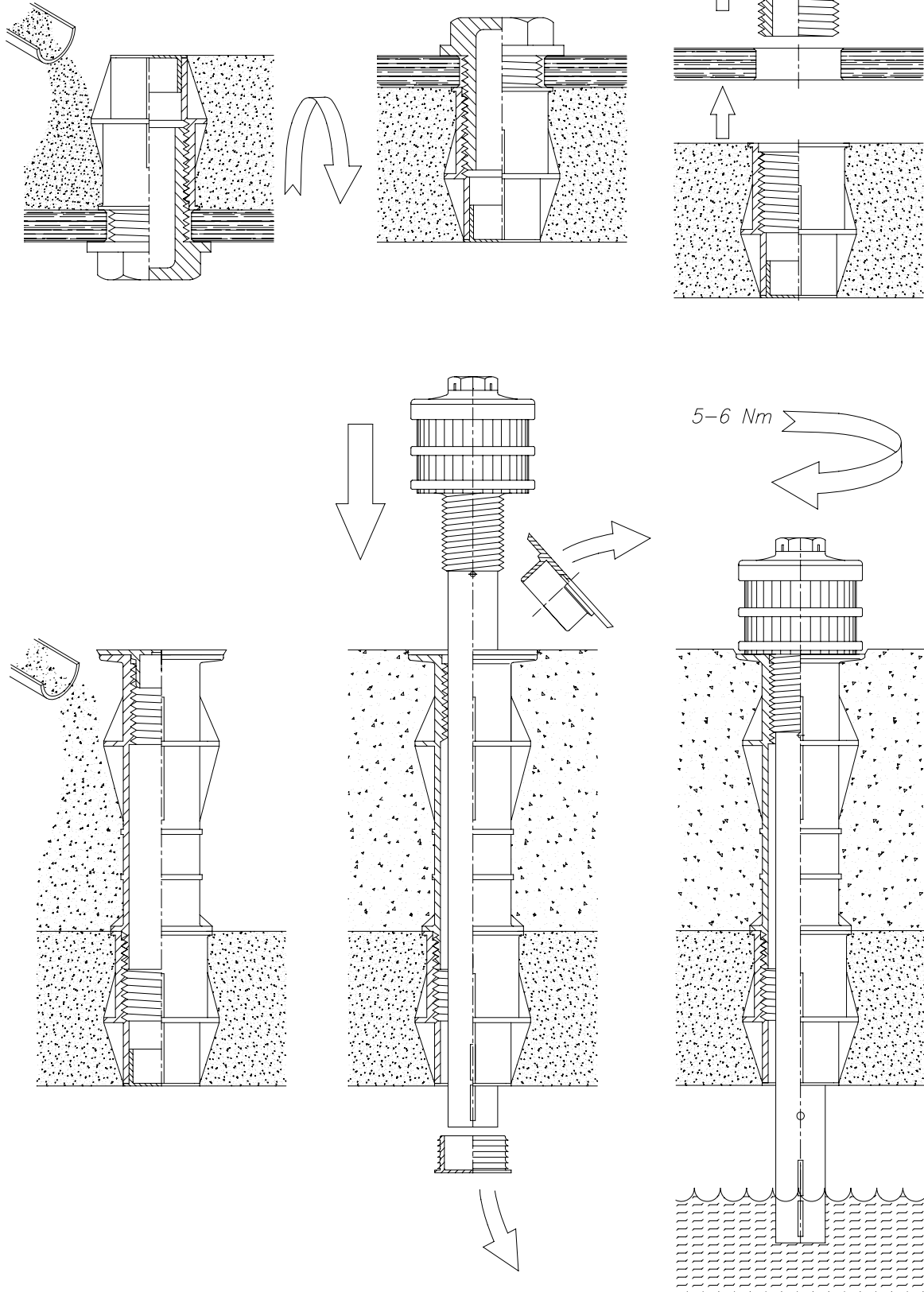
BR32 - 50 (15) - ϕ^* mm

Montagebeispiel
II

Installation
procedure

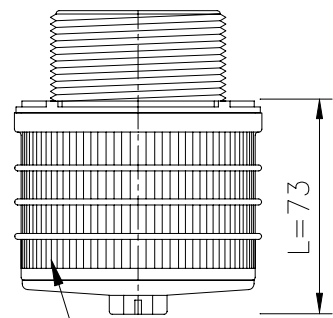
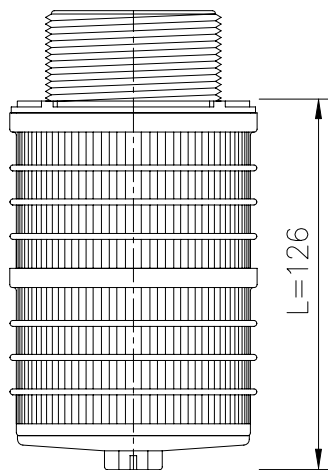
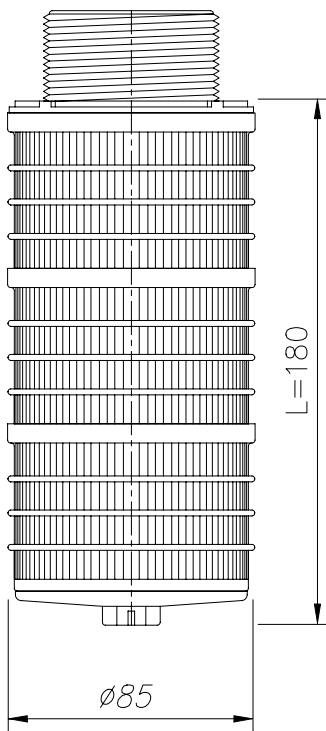
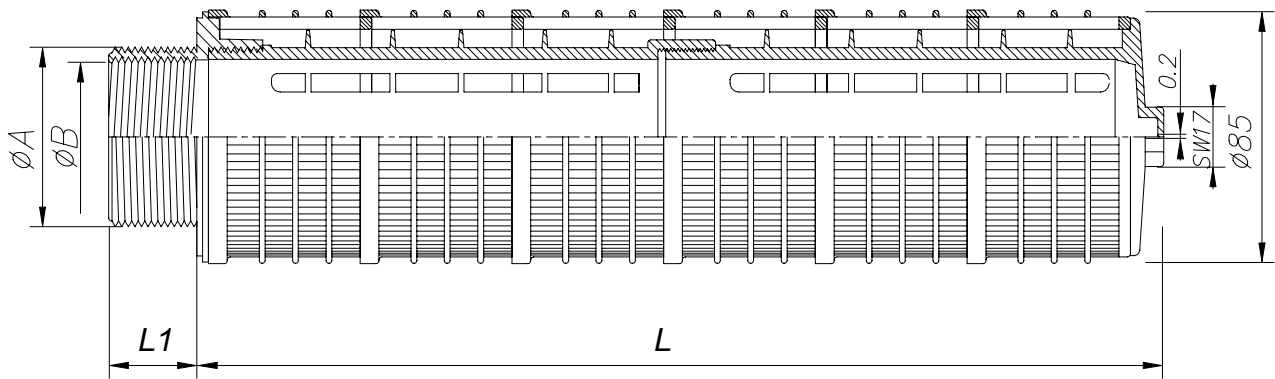
Exemple de montage
sur plancher béton
Douilles pour tuyaux

Ejemplo
de montaje

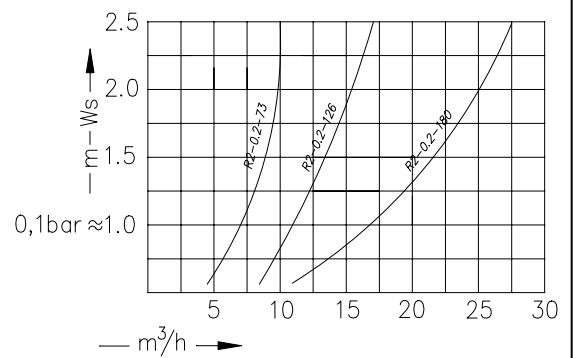


Filterdüsen Filter-Nozzles Crépines à filtre Toberas filtrantes

Typ R2



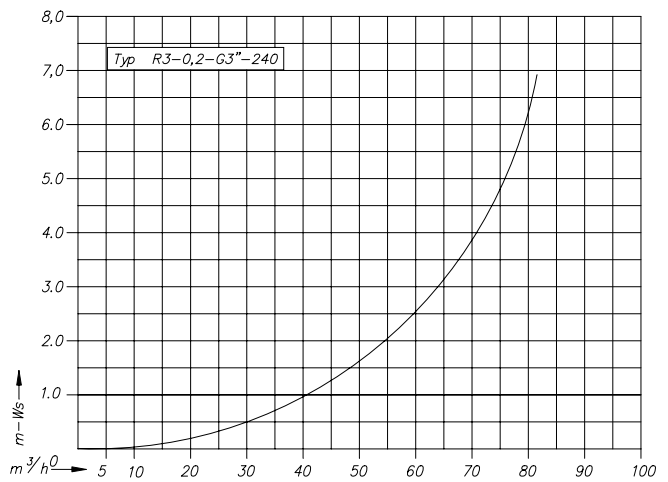
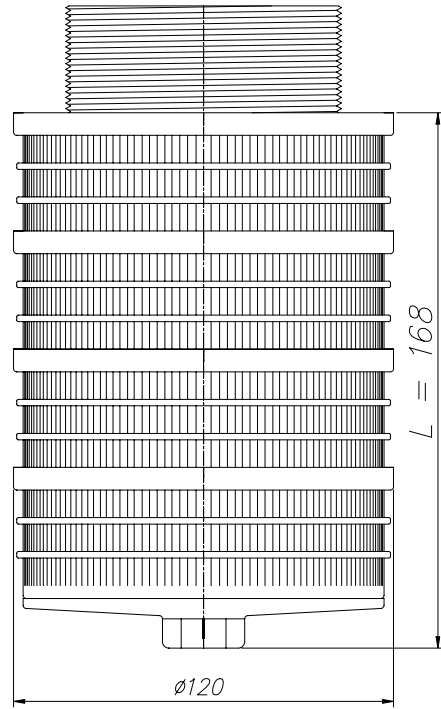
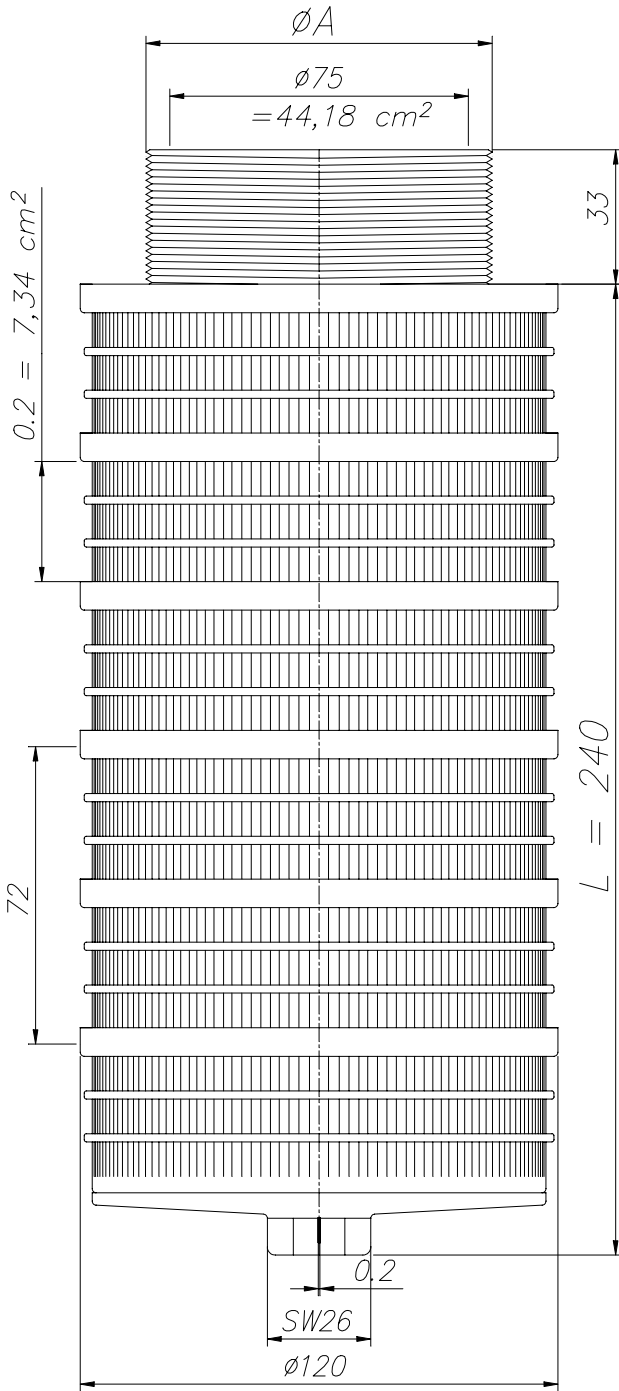
0.2 = 6,84 cm²
0.5 = 17,1 cm²



Bestellung Ordering Commande Encargo	Typ Type Type Tipa	Schlitz Slots Fentes Ranuras	ØA	ØB	L1	Kopflänge Headlength Longueur de tête Longitude de la cabeza	L
	R2	0,2 0,5 1,0	G 2"	Ø 50	30, 55	73, 126, 180, 231, 284, 338, 389, 442, 496, 547, 600, 654, 705, 758, 812, 863, 916, 970, 1021, 1074, 1128, 1179, 1232, 1286	
			G 1 1/2"	Ø 38	30, 55		
			G 2"	1 1/4"NPT	30		
			G 2"	1 1/2"NPT	30		
			Ø 68	G 2"	30		
			1 1/2"NPT	1 1/4"NPT	30		

Filterdüsen Filter-Nozzles Crépines à filtre Toberas filtrantes

Typ R3



Bestellung Ordering Commande Encargo	Typ Type Type Tipa	Schlitz Slots Fentes Ranuras	$\varnothing A$	Kopflänge Headlength Longueur de tête Longitude de la cabeza	L
	R3	0,2 0,5	G 3" 3"NPT 4" 8UN	168, 240 , 312, 384, 456, 528, 600, 672, 744, 816, 888, 960, 1032, 1104, 1176, 1248, 1320 ...	

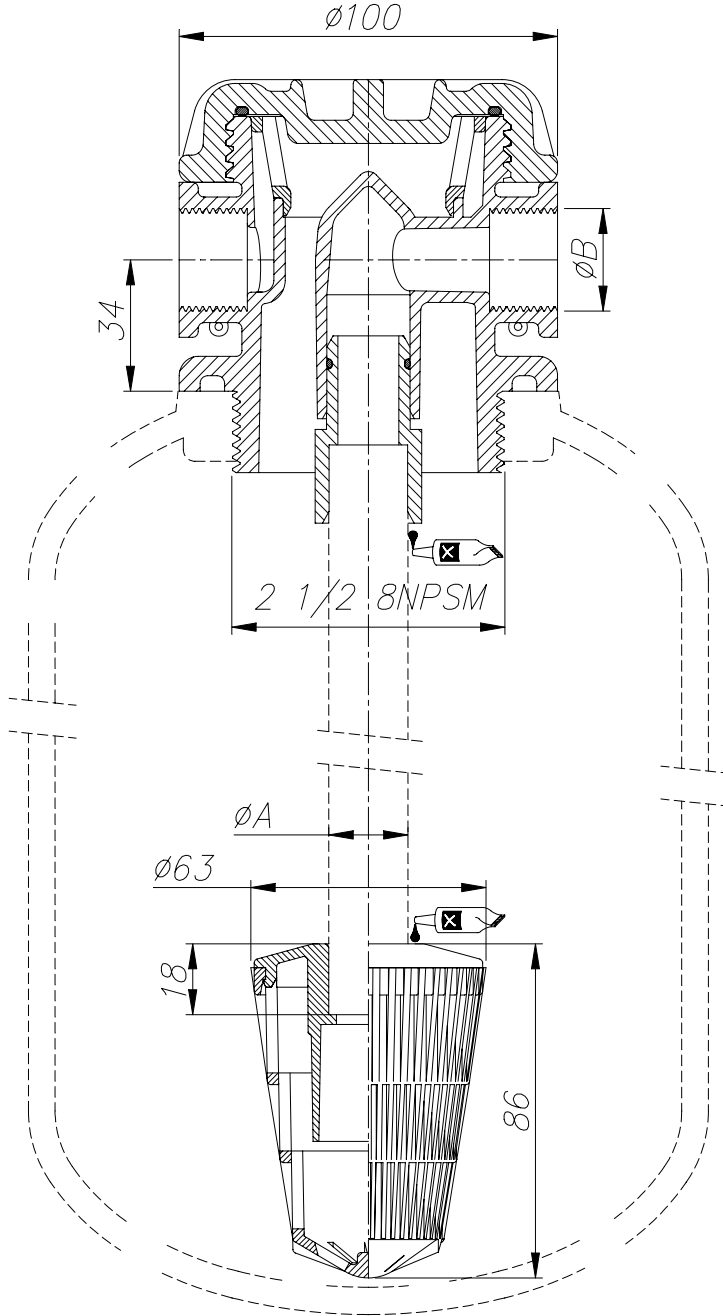
Anschluß-
armatur

Manifold
head

Raccord pour
bouteilles
échangeuses d'ions

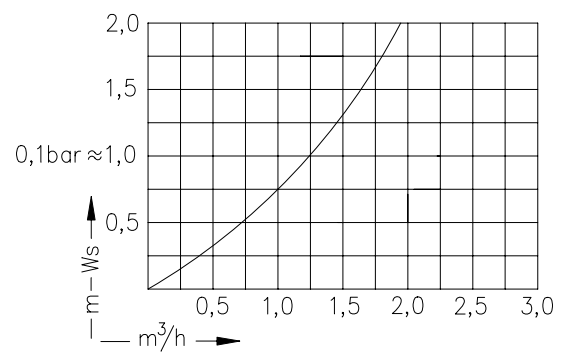
Racor Adaptador
para Botellas de
intercambio Ionico

Typ ANA



P max. 8 bar - 120 PSI


T max. 45°C - 110°F



Bestellung Ordering Commande Encargo	Typ Type Type Tipa	Schlitze Slots Fentes Ranuras		øA = mm	Gewinde Thread Filetage Rosca	øB
✉	ANA		1"	Ø 25,4	1/4"NPT G 3/4" 3/4"NPT	
			13/16	Ø 20,64		
			1,05"	Ø 26,67		
			25	Ø 25,2		
	GDU	0,2 = 5,22 cm²	1"	Ø 25,4		
			13/16	Ø 20,64		
			1,05"	Ø 26,67		
			25	Ø 25,2		

Typ
Type
Type
Tipa

ANA-S



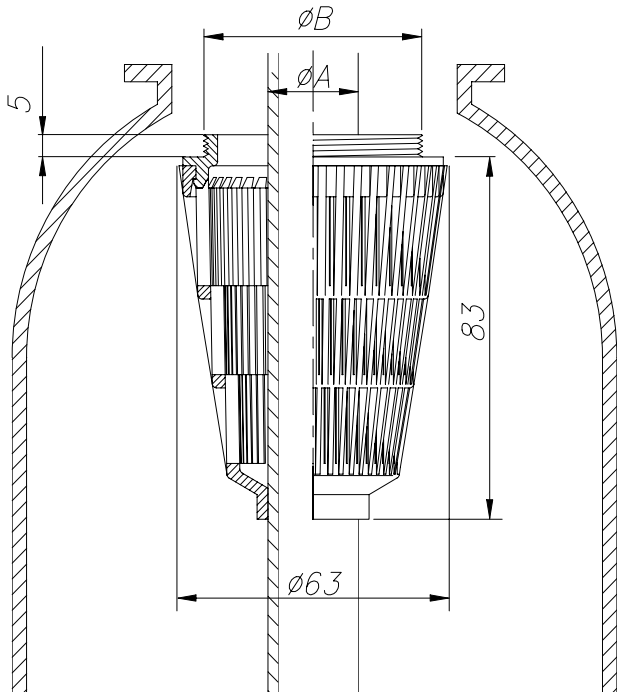
**Filterdüsen-
für Düsenstab**

**Filter-Nozzles
for Distributor**

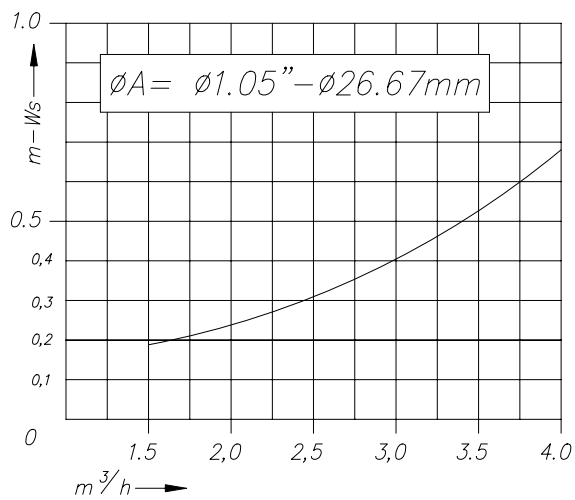
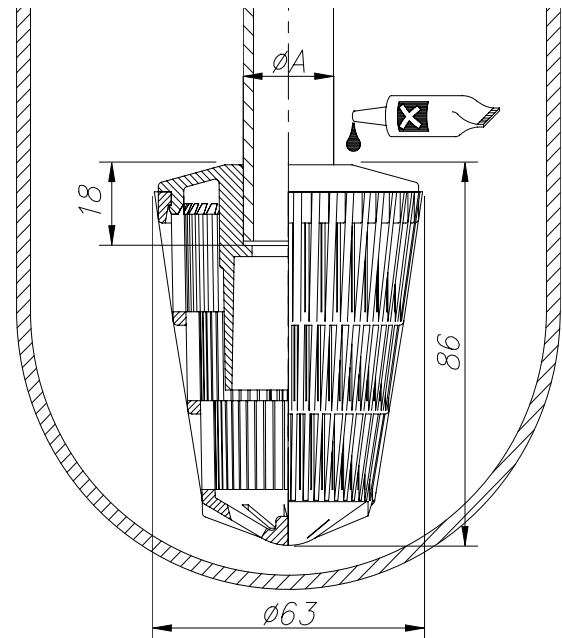
**Crépines pour
distributeur**

**Toberas
de distribucion**

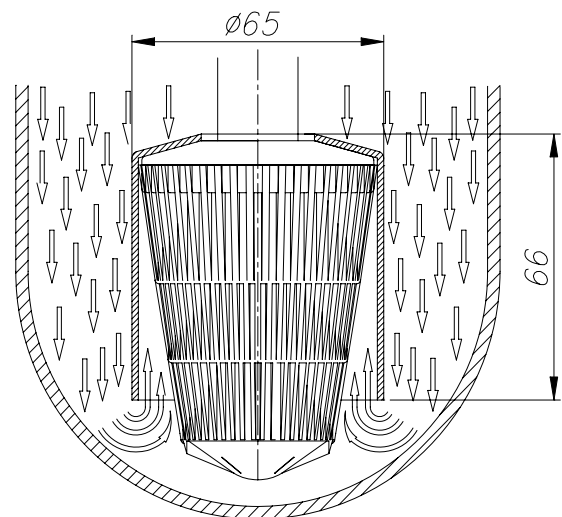
Typ GDO



Typ GDU



Typ GDUK



Bestellung Ordering Commande Encargo	Typ Type Type Tipa	Schlitze Slots Fentes Ranuras	B	A	=mm
✉	GDO	0,2 = 5,22cm ²	2"20	32	$\phi 32$
			$\phi 60,5$	13/16	$\phi 20,64$
			$\phi 60$	1"	$\phi 25,4$
			QD	1,05"	$\phi 26,67$
				25	$\phi 25,2$

Bestellung Ordering Commande Encargo	Typ Type Type Tipa	Schlitze Slots Fentes Ranuras	A	=mm
✉	GDU GDUK	0,2 = 5,22cm ²	1"	$\phi 25,4$
			13/16	$\phi 20,64$
			1,05"	$\phi 26,67$
			25	$\phi 25,2$

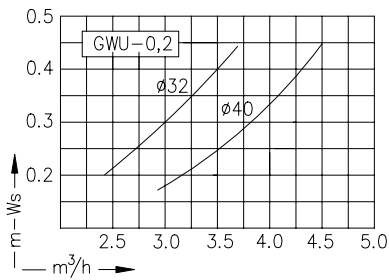
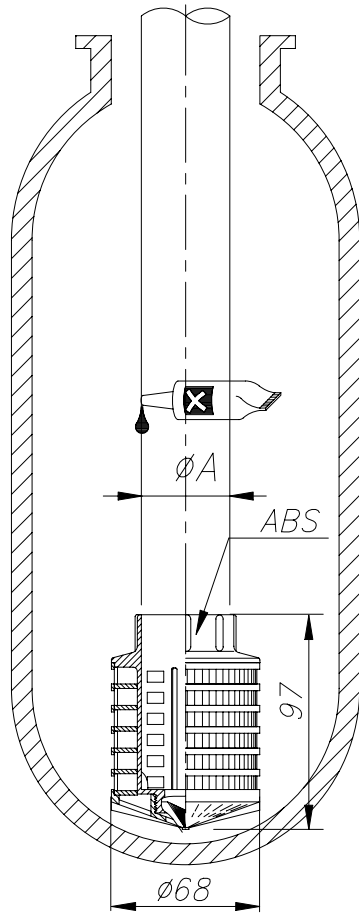
**Filterdüsen-
für Düsenstab**

**Filter-Nozzles
for Distributor**

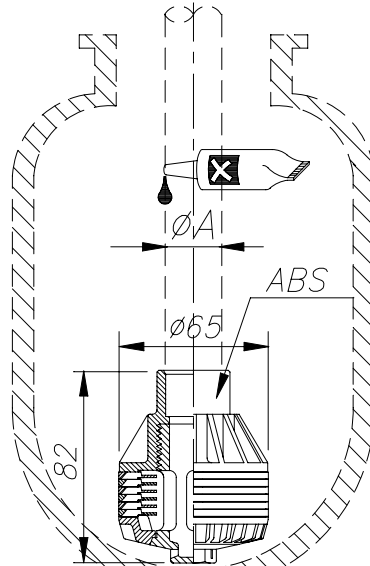
**Crépinés pour
distributeur**

**Toberas
de distribución**

Typ GWU

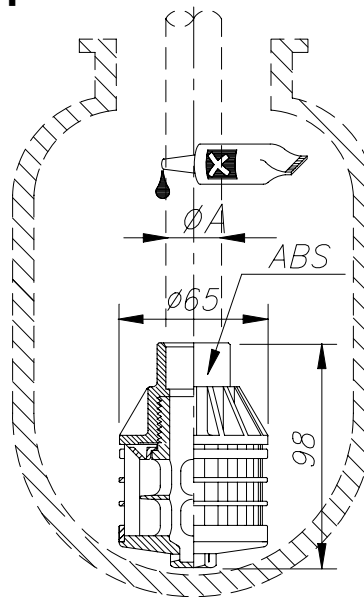


Typ GLU

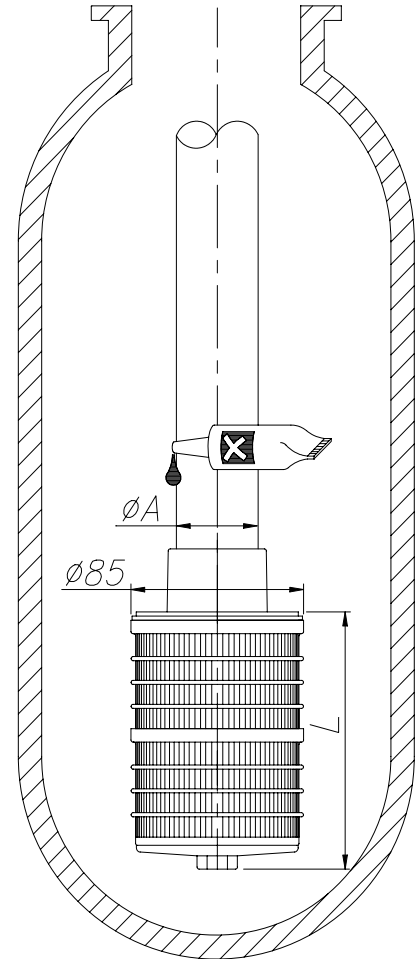


Bestellung Ordering Commande Encargo	Typ Type Type Tipa	Schlitze Slots Fentes Ranuras	$\varnothing A$
✉	GLU	0,2	3/4"NPT
		0,3	$\varnothing 24,4$
		0,5	

Typ GCU



Typ GRU

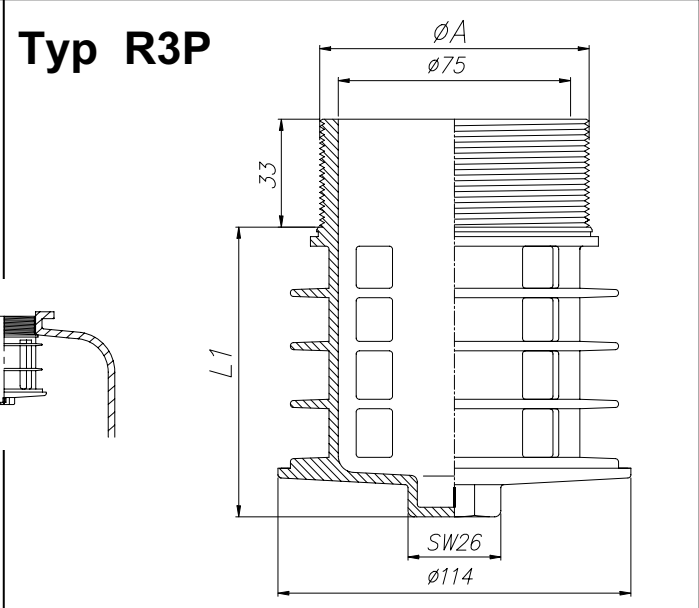
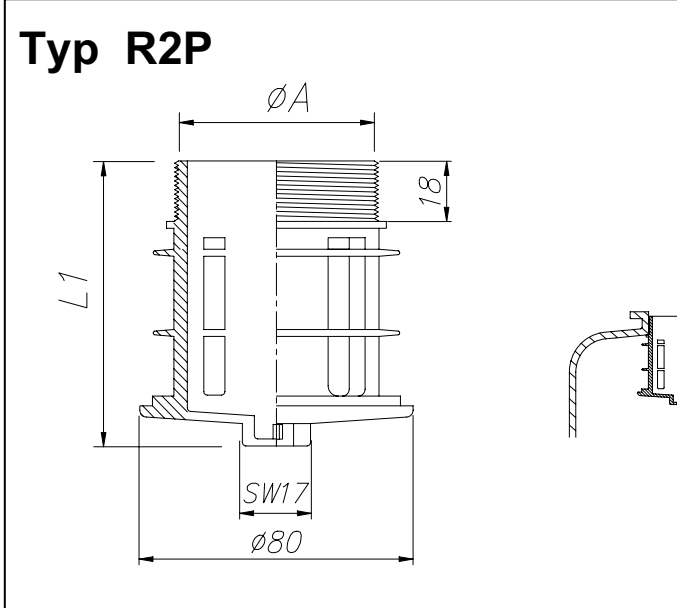


Bestellung Ordering Commande Encargo	Typ Type Type Tipa	Schlitze Slots Fentes Ranuras	$\varnothing A$
✉	GWU	0,2 = 9,22 cm ²	$\varnothing 32$
		0,3 = 10,38 cm ²	$\varnothing 40$
		0,5 = 11,52 cm ²	

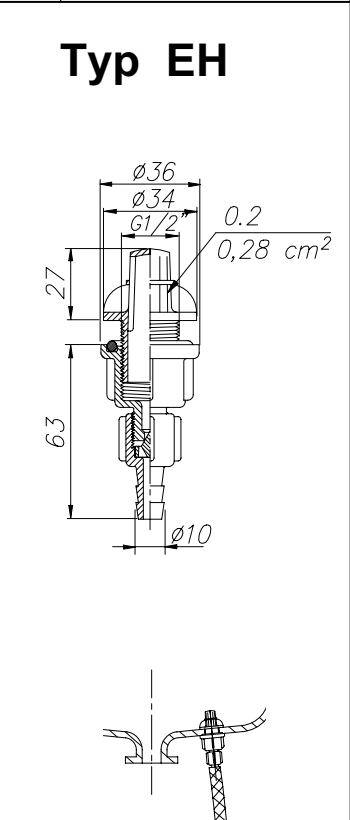
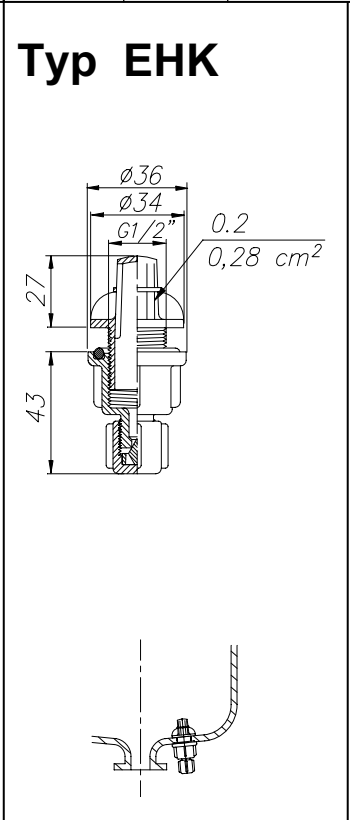
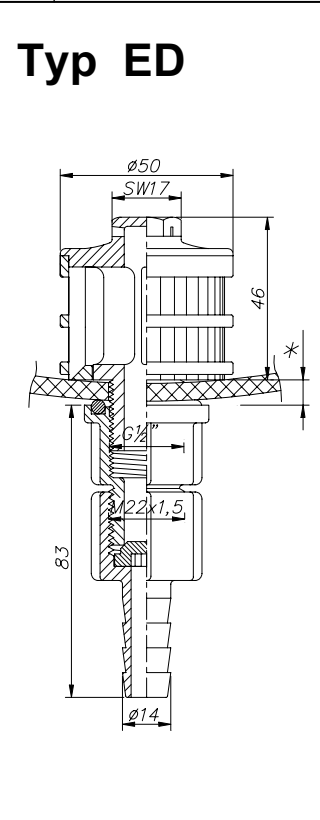
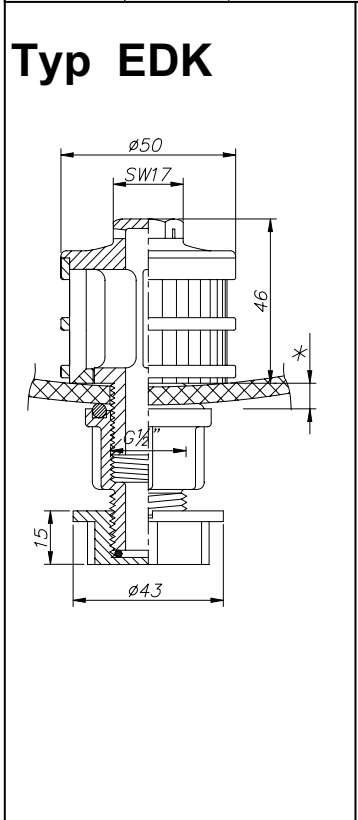
Bestellung Ordering Commande Encargo	Typ Type Type Tipa	Schlitze Slots Fentes Ranuras	$\varnothing A$
✉	GCU	0,2	3/4"NPT
		0,3	$\varnothing 24,4$
		0,5	

Bestellung Ordering Commande Encargo	Typ Type Type Tipa	$\varnothing A$	Länge Length Longueur Largura
✉	GRU	$\varnothing 40$ $\varnothing 50$ $\varnothing 63$	73 ; 126

Obere Verteiler Entleerungs- Entnahme-Filterdüsen	Top distributor Discharge Filter-Nozzles	Distributeur supérieur Crépines à filtre d'évacuation	Distribuidor superior Toberas filtrantes de descarga
--	---	--	---



Bestellung Ordering Commande Encargo	Typ Type Type Tipa	Gewinde Thread Filetage Rosca	ØA	Gewindelänge Thread length Longueur de filetage Largura de la rosca	L1	Bestellung Ordering Commande Encargo	Typ Type Type Tipa	Gewinde Thread Filetage Rosca	ØA	Länge Length Longueur Largura	L1
	R2P	G 2"		73, 110, 170			R3P	G 3" 3" NPT 4" 8UN		96, 168, 240	



Bestellung Ordering Commande Encargo	Typ Type Type Tipa	Schlitze Slots Fentes Ranuras	Bodenstärke Plate thickness Epaisseur du plancher Espesor placa	*	Bestellung Ordering Commande Encargo	Typ Type Type Tipa	Bodenstärke Plate thickness Epaisseur du plancher Espesor placa	*
	ED EDK	36 x 0,2 = 1,37 cm² 36 x 0,5 = 3,42 cm²	Nach Angabe according detail selon détails adecuado detalle			EHK - 0,2	0,2	
						EH - 0,2	0,2	

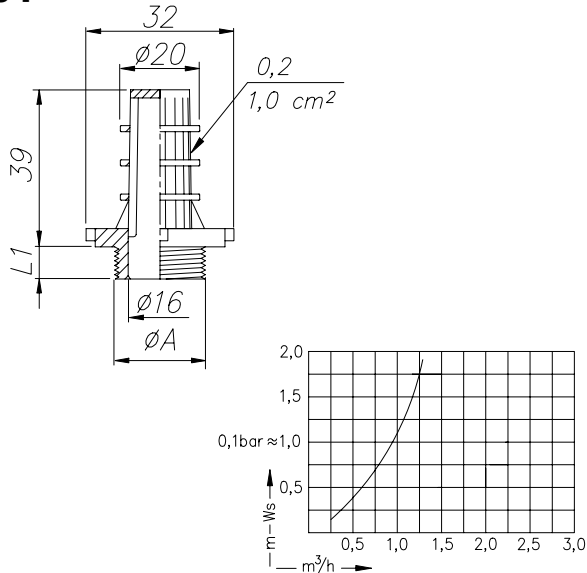
**Entleerungs-
Entnahme-Filterdüsen**

**Discharge
Filter-Nozzles**

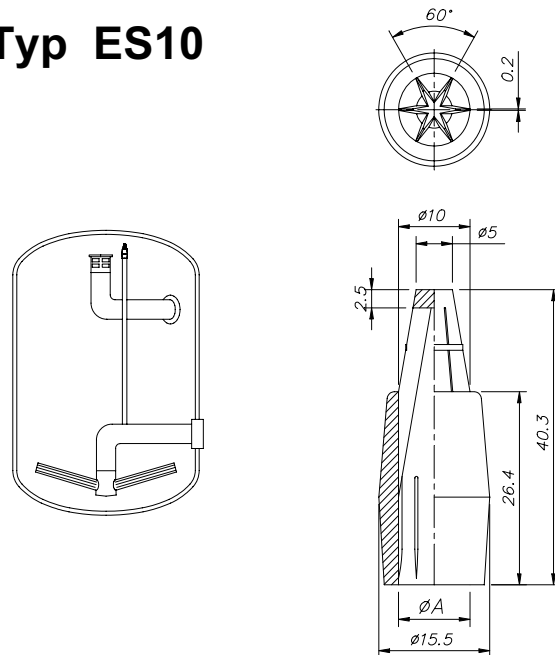
**Crépines à filtre
d'évacuation**

**Toberas filtrantes
de descarga**

Typ E



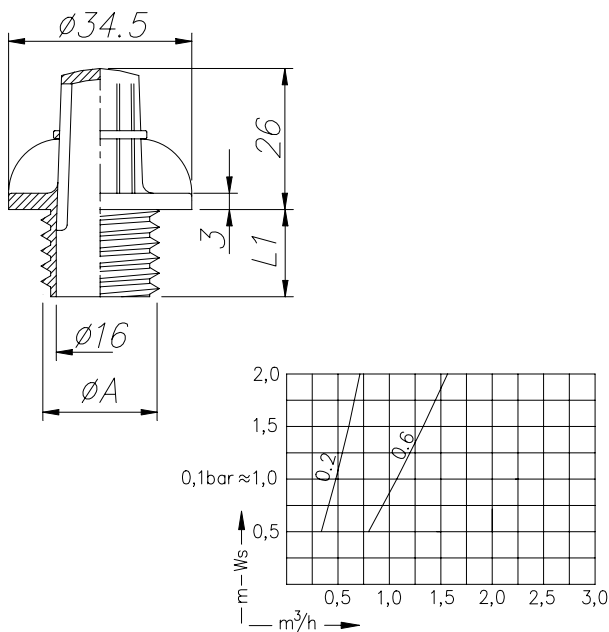
Typ ES10



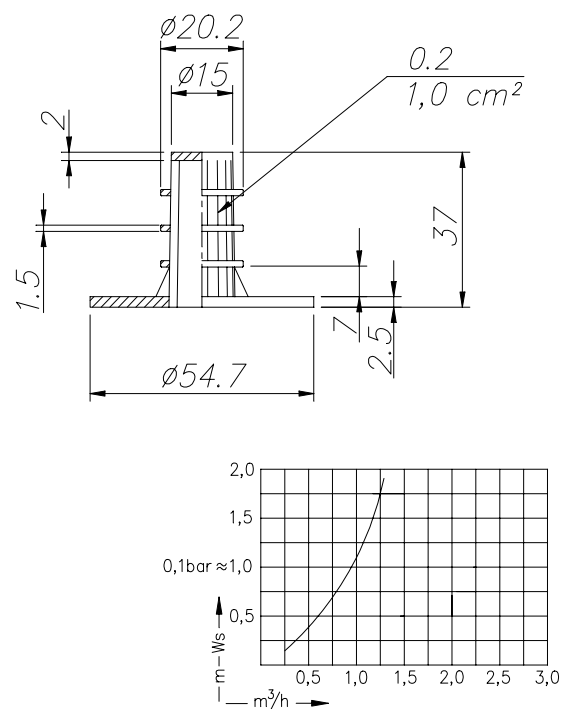
Bestellung Ordering Commande Encargo	Typ Type Type Tipa	Schlitze Slots Fentes Ranuras	Gewinde Thread Filetage Rosca	ØA	Gewindelänge Thread length Longueur de filetage Largura de la rosca	L1
✉	E	0,2 = 1,0cm²	G 1/2"		8	
			G 3/4"		17	

Bestellung Ordering Commande Encargo	Typ Type Type Tipa	Schlitze Slots Fentes Ranuras	ØA
✉	ES10	0,2	6
			8
			10

Typ E2



Typ ET



Bestellung Ordering Commande Encargo	Typ Type Type Tipa	Schlitze Slots Fentes Ranuras	Gewinde Thread Filetage Rosca	ØA	Gewindelänge Thread length Longueur de filetage Largura de la rosca	L1
✉	E2	0,2 = 0,28cm²	G 1/2"		22	
		0,6 = 0,84cm²	7/8"WW		16	

✉	ET - 0,2 - Ø 55		
---	------------------------	--	--

Anfahrentlüfter und
Vacuumbrecher
(Belüfter)

Aeration
valve

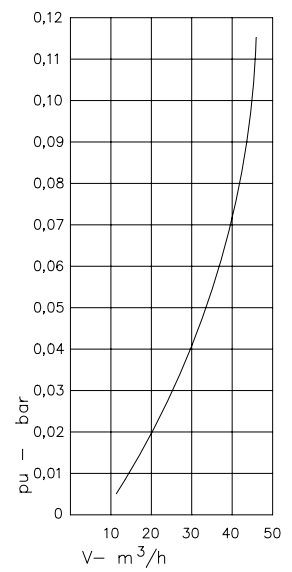
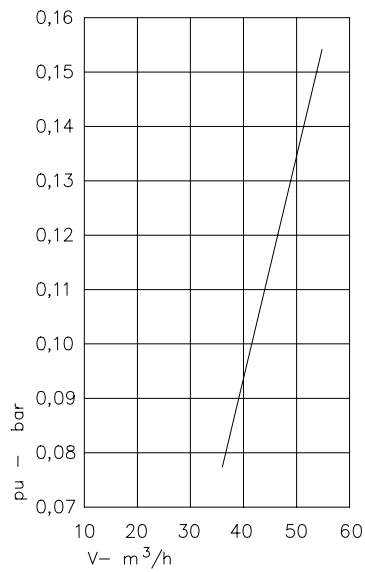
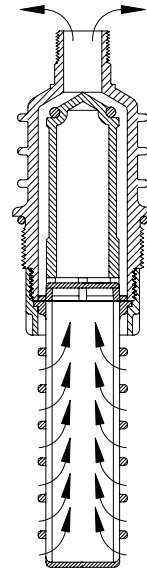
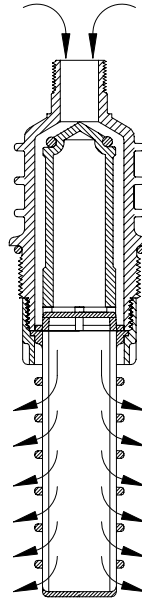
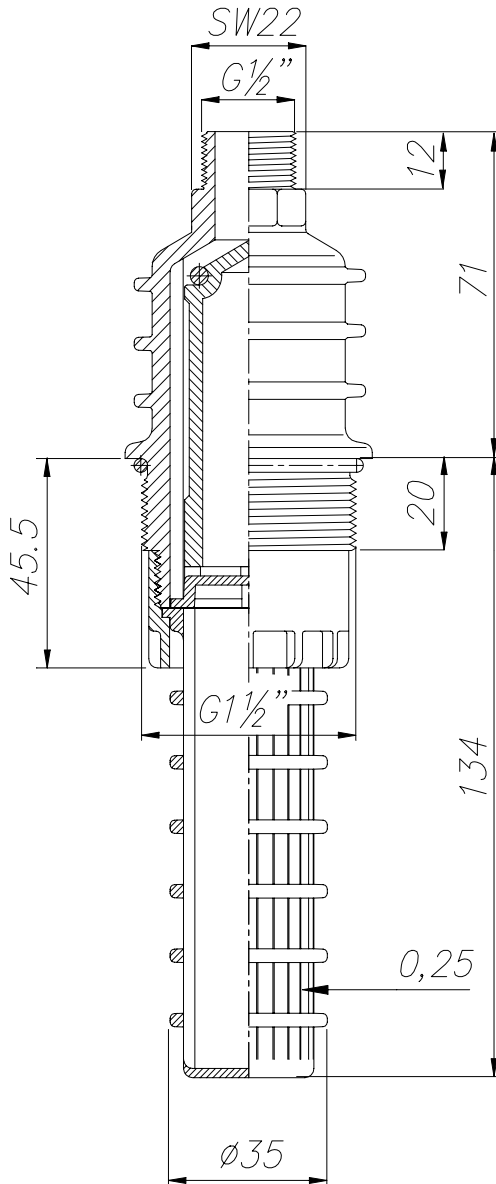
Valve
d'aération

Vavula
de Venteo

Typ BEL

P max. 10 bar

T max. 65°C



Bestellung
Ordering
Commande
Encargo

Typ
Type
Type
Tipa

Material
Material
Materiau
Material



BEL

**PP GV30S
PVDF**

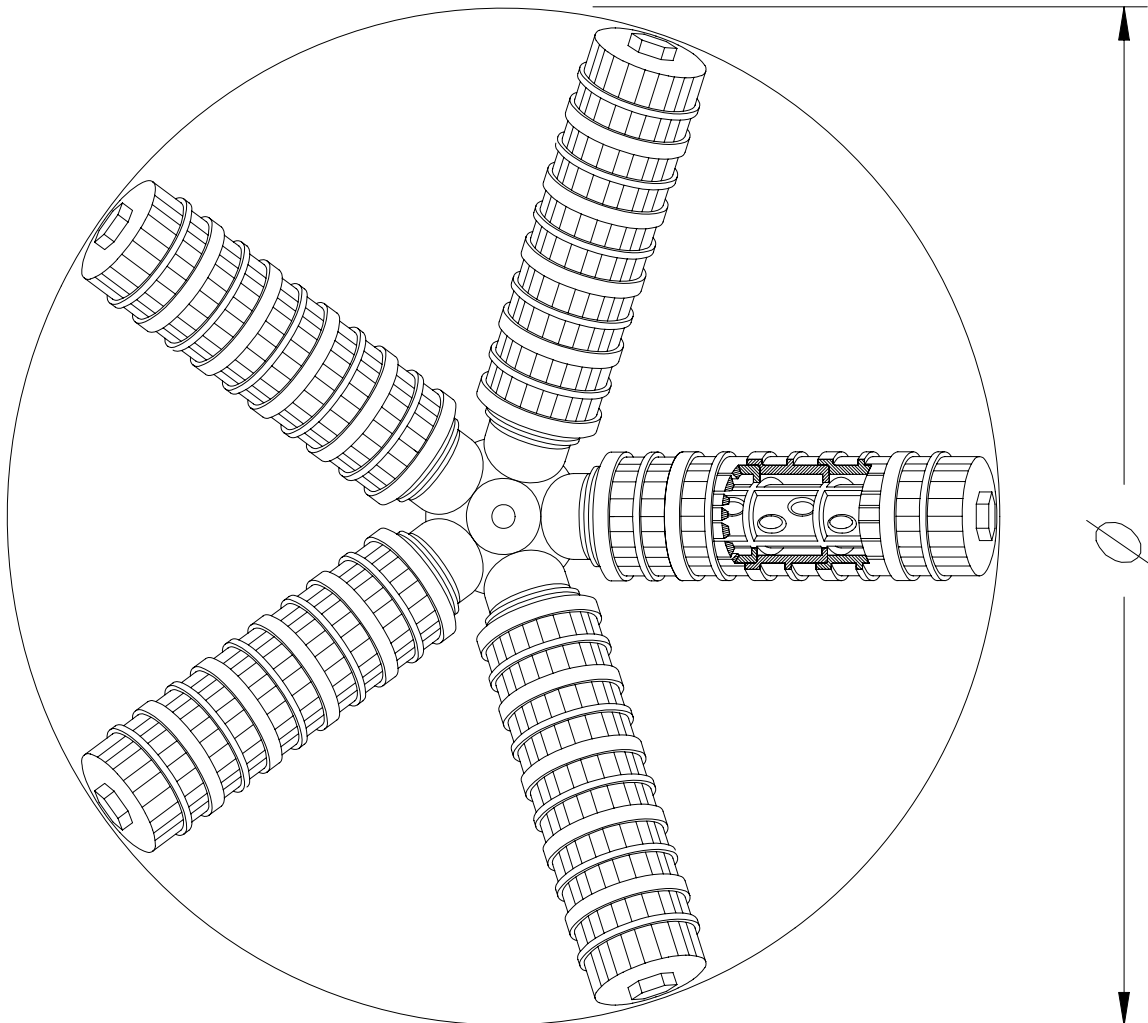
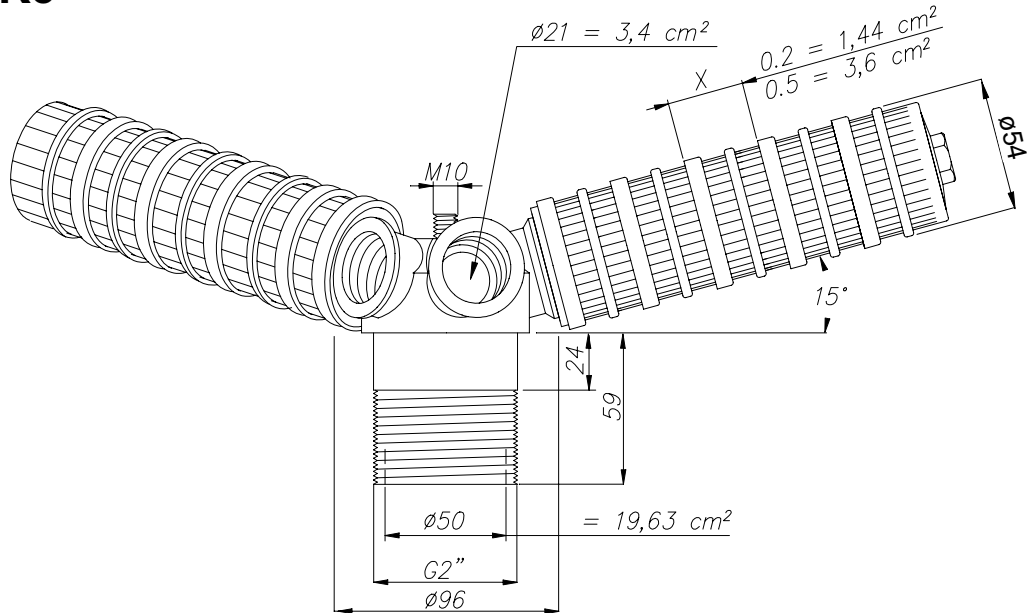
Filterdüsen-Sterne
mit 5 Armen

Filter-Nozzles-Stars
with 5 arms

Crépines étoiles
à 5 bras

Estrellas para
toberas a filtro
con 5 brazos

Typ SK5

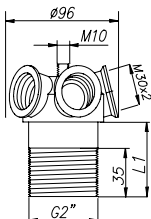


Filterdüsen-Sterne mit 5 Armen

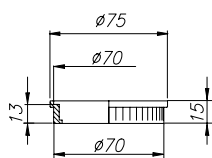
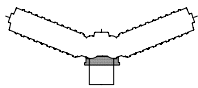
Filter-Nozzles-Stars with 5 arms

Crépines étoiles à 5 bras

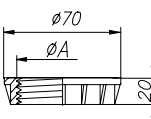
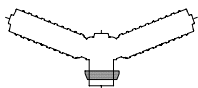
Estrellas para toberas a filtro con 5 brazos



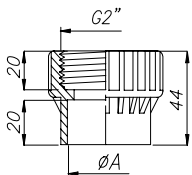
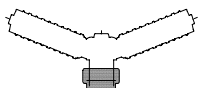
Bestellung Ordering Commande Encargo	Typ Type Type Tipa	L1
	MSK5	59



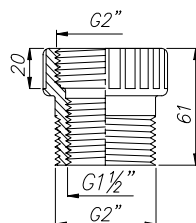
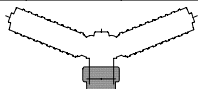
Bestellung Ordering Commande Encargo	Typ Type Type Tipa	Schlitze Slots Fentes Ranuras
	ER	0,2



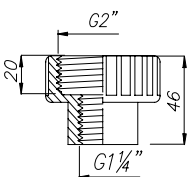
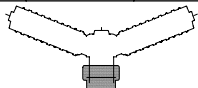
Bestellung Ordering Commande Encargo	Typ Type Type Tipa	Gewinde Thread Filetage Rosca	ØA
	MU2"	G 1 1/2" G 2"	



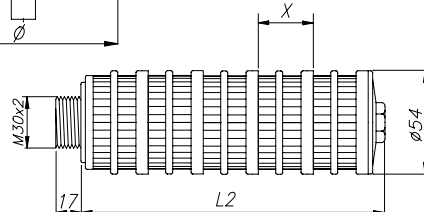
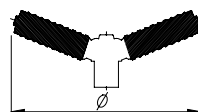
Bestellung Ordering Commande Encargo	Typ Type Type Tipa	ØA	Material Material Materiau Material
	GR2"	40 50 60,3 63	PVC



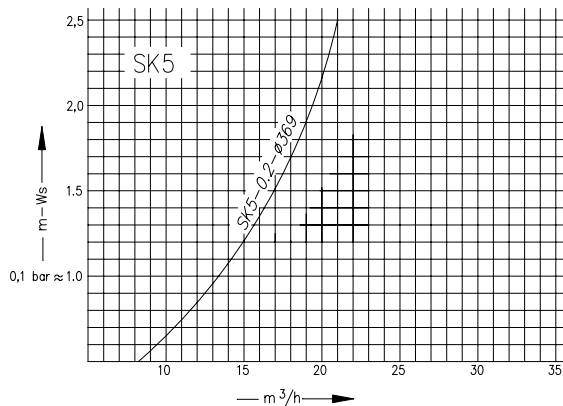
Bestellung Ordering Commande Encargo	Typ Type Type Tipa	Gewinde Thread Filetage Rosca
	GR2"	G 1 1/2"



Bestellung Ordering Commande Encargo	Typ Type Type Tipa	Gewinde Thread Filetage Rosca
	GR2"	G 1 1/4"



Bestellung Ordering Commande Encargo	Typ Type Type Tipa	Schlitze Slots Fentes Ranuras	X	L2	= Ø mm
	A	0,2 / 0,5	2 x	82	= Ø 249
		0,2 / 0,5	3 x	113	= Ø 309
		0,2 / 0,5	4 x	144	= Ø 369
		0,2 / 0,5	5 x	175	= Ø 429
		0,2 / 0,5	6 x	206	= Ø 489
		0,2 / 0,5	7 x	237	= Ø 549
		0,2 / 0,5	8 x	268	= Ø 608
		0,2 / 0,5	9 x	299	= Ø 668
		0,2 / 0,5	10 x	330	= Ø 728
		0,2 / 0,5	11 x	361	= Ø 788
		0,2 / 0,5	12 x	392	= Ø 848
		0,2 / 0,5	13 x	423	= Ø 908
		0,2 / 0,5	14 x	454	= Ø 968
		0,2 / 0,5	15 x	485	= Ø 1028
		0,2 / 0,5	16 x	516	= Ø 1088
		0,2 / 0,5	17 x	547	= Ø 1147
		/	↓ +1	↓ +31	



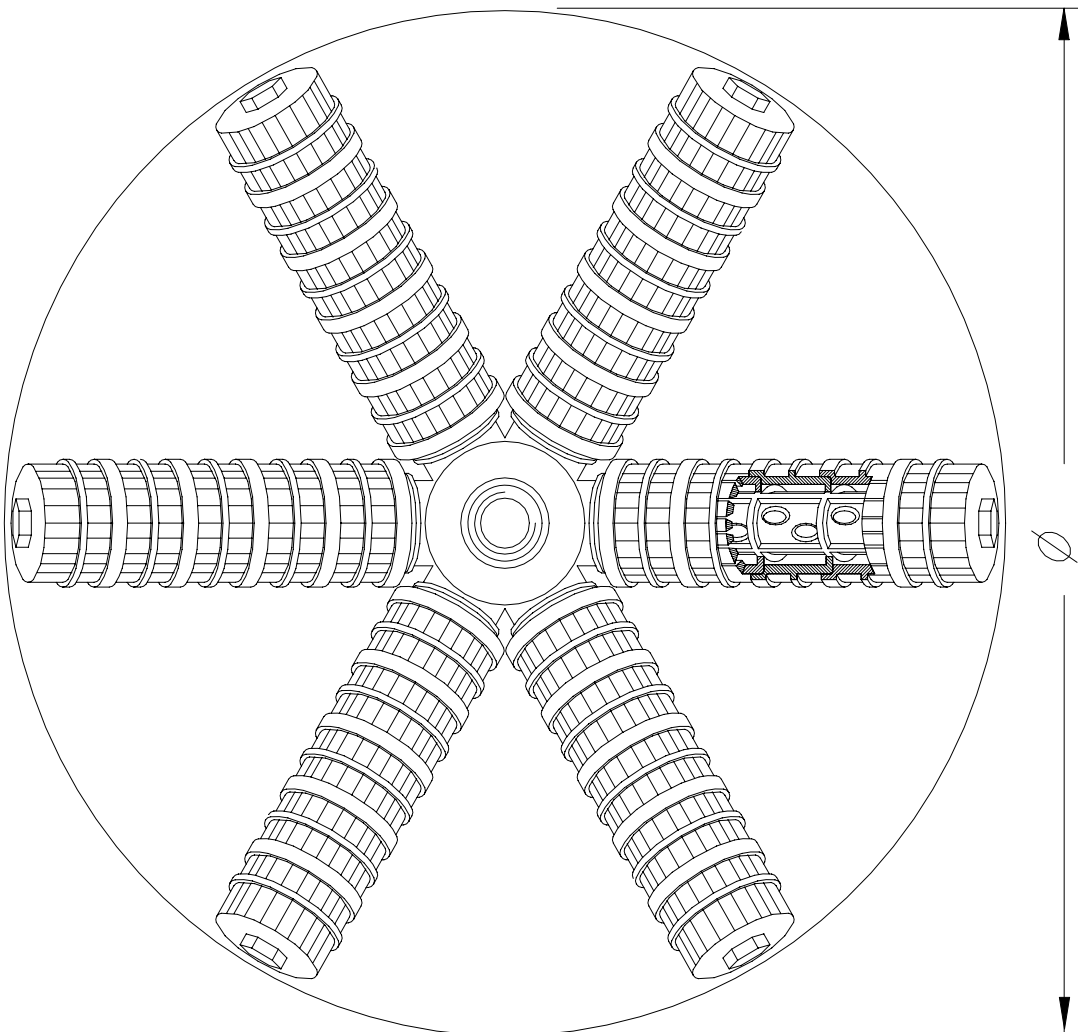
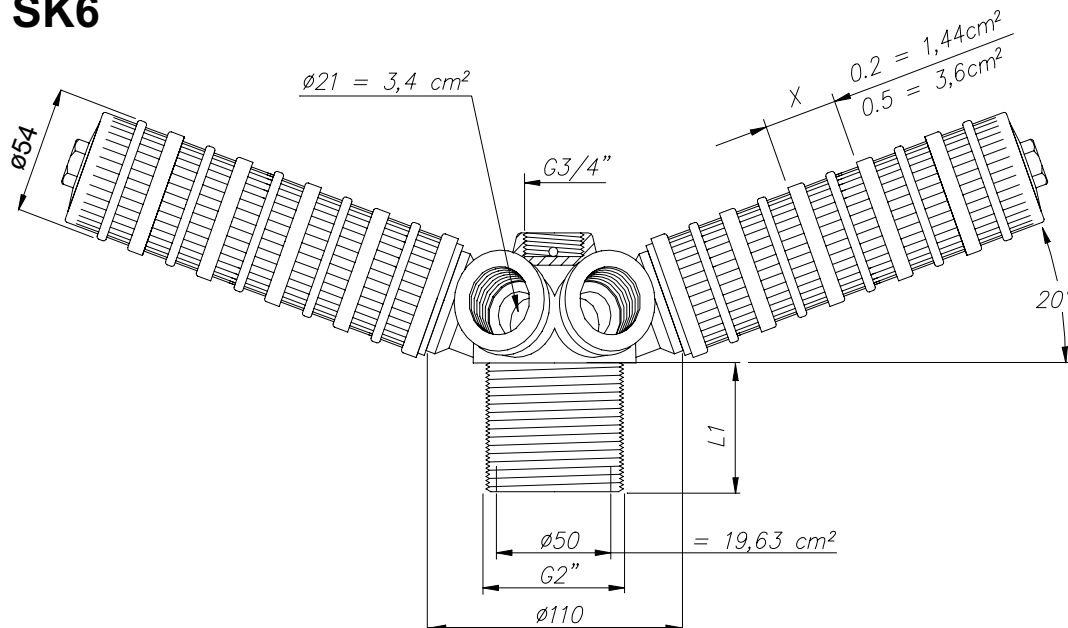
Filterdüsen-Sterne
mit 6 Armen

Filter-Nozzles-Stars
with 6 arms

Crépines étoiles
à 6 bras

Estrellas para
toberas a filtro
con 6 brazos

Typ SK6




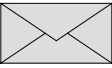
Filterdüsen-Sterne mit 6 Armen

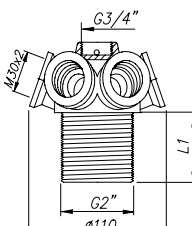
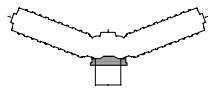
Filter-Nozzles-Stars with 6 arms

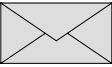
Crépines étoilées à 6 bras

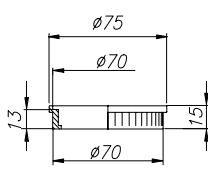
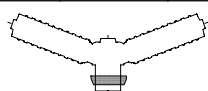
Estrellas para toberas a filtro con 6 brazos




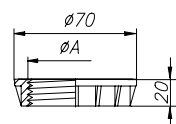
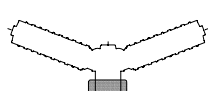
Bestellung Ordering Commande Encargo	Typ Type Type Tipa	L1
	MSK6	25 55





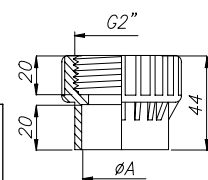
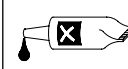
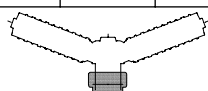
Bestellung Ordering Commande Encargo	Typ Type Type Tipa	Schlitze Slots Fentes Ranuras
	ER	0,2





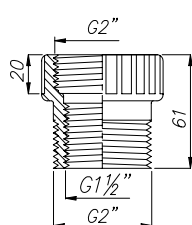
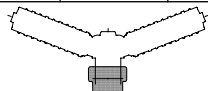
Bestellung Ordering Commande Encargo	Typ Type Type Tipa	Gewinde Thread Filetage Rosca	øA
	MU2"	G 1 1/2" G 2"	





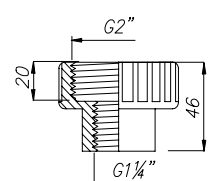
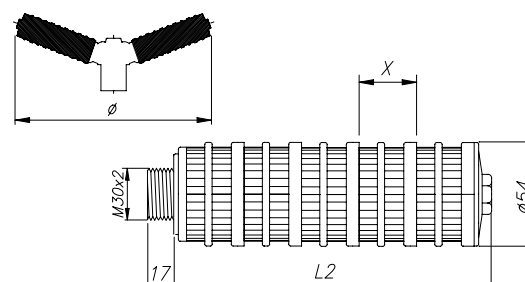
Bestellung Ordering Commande Encargo	Typ Type Type Tipa	øA	Material Material Materiau Material
	GR2"	40 50 60,3 63	PVC






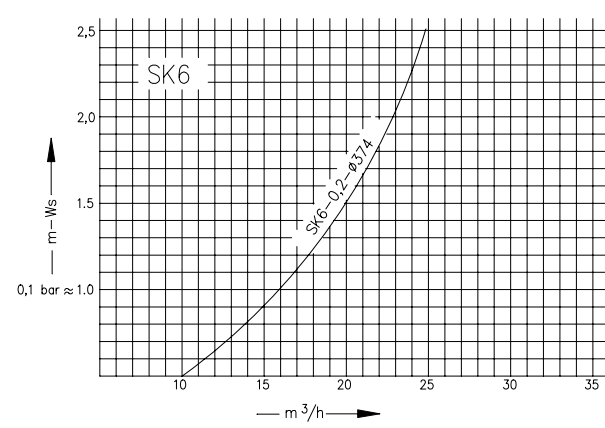
Bestellung Ordering Commande Encargo	Typ Type Type Tipa	Gewinde Thread Filetage Rosca
	GR2"	G 1 1/2"

Bestellung Ordering Commande Encargo	Typ Type Type Tipa	Gewinde Thread Filetage Rosca
	GR2"	G 1 1/4"

Bestellung Ordering Commande Encargo	Typ Type Type Tipa	Schlitze Slots Fentes Ranuras	X	L2	= Ø mm
	A	0,2 / 0,5	2 x	82	= Ø 258
		0,2 / 0,5	3 x	113	= Ø 316
		0,2 / 0,5	4 x	144	= Ø 374
		0,2 / 0,5	5 x	175	= Ø 432
		0,2 / 0,5	6 x	206	= Ø 491
		0,2 / 0,5	7 x	237	= Ø 549
		0,2 / 0,5	8 x	268	= Ø 607
		0,2 / 0,5	9 x	299	= Ø 665
		0,2 / 0,5	10 x	330	= Ø 724
		0,2 / 0,5	11 x	361	= Ø 782
		0,2 / 0,5	12 x	392	= Ø 840
		0,2 / 0,5	13 x	423	= Ø 898
		0,2 / 0,5	14 x	454	= Ø 957
		0,2 / 0,5	15 x	485	= Ø 1015
		0,2 / 0,5	16 x	516	= Ø 1073
		0,2 / 0,5	17 x	547	= Ø 1131
		/	↓ +1	↓ +31	



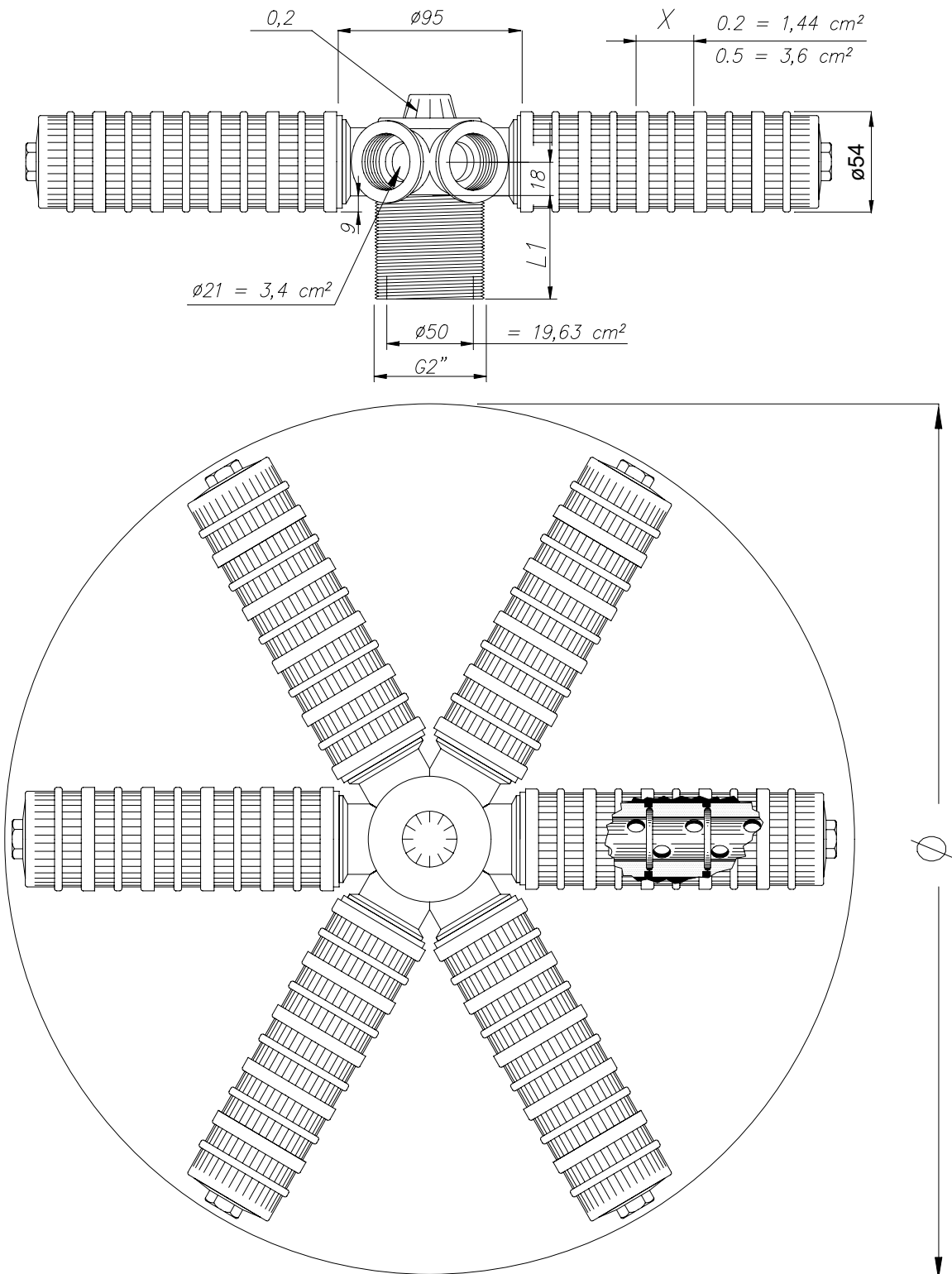
Filterdüsen-Sterne
mit 6 Armen

Filter-Nozzles-Stars
with 6 arms

Crépines étoiles
à 6 bras

Estrellas para
toberas a filtro
con 6 brazos

Typ SG6

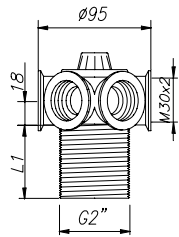
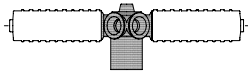


Filterdüsen-Sterne mit 6 Armen

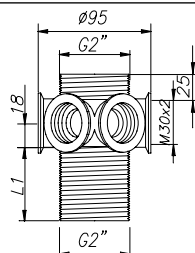
Filter-Nozzles-Stars with 6 arms

Crépines étoiles à 6 bras

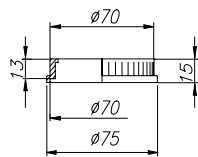
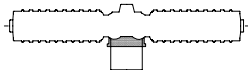
Estrellas para toberas a filtro con 6 brazos



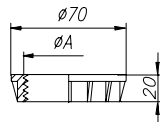
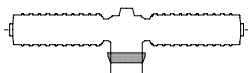
Bestellung Ordering Commande Encargo	Typ Type Type Tipa	L1
	MSG6	25 55



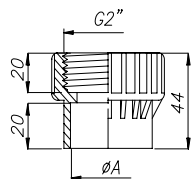
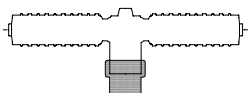
Bestellung Ordering Commande Encargo	Typ Type Type Tipa	L1
	MSG6A	25 55



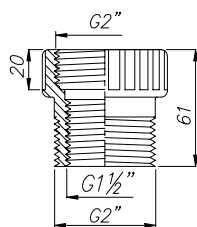
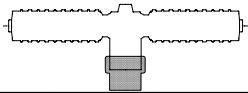
Bestellung Ordering Commande Encargo	Typ Type Type Tipa	Schlitze Slots Fentes Ranuras
	ER	0,2



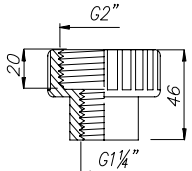
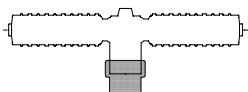
Bestellung Ordering Commande Encargo	Typ Type Type Tipa	Gewinde Thread Filetage Rosca	ϕA
	MU2"	G 1 1/2" G 2"	



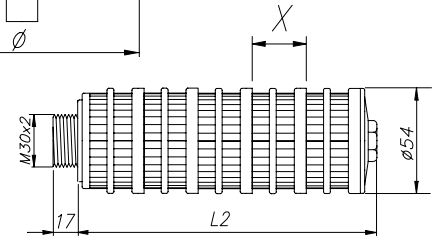
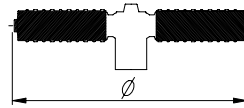
Bestellung Ordering Commande Encargo	Typ Type Type Tipa	ϕA	Material Material Materiau Material
	GR2"	40 50 60,3 63	PVC



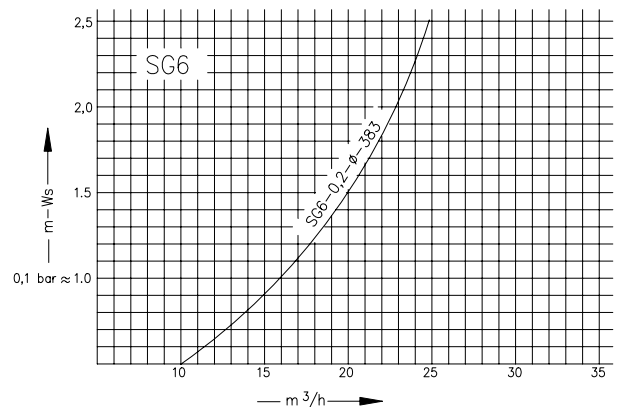
Bestellung Ordering Commande Encargo	Typ Type Type Tipa	Gewinde Thread Filetage Rosca
	GR2"	G 1 1/2"



Bestellung Ordering Commande Encargo	Typ Type Type Tipa	Gewinde Thread Filetage Rosca
	GR2"	G 1 1/4"



Bestellung Ordering Commande Encargo	Typ Type Type Tipa	Schlitze Slots Fentes Ranuras	X	L2	= ϕ mm
	A	0,2 / 0,5	2 x	82	= ϕ 259
		0,2 / 0,5	3 x	113	= ϕ 321
		0,2 / 0,5	4 x	144	= ϕ 383
		0,2 / 0,5	5 x	175	= ϕ 445
		0,2 / 0,5	6 x	206	= ϕ 507
		0,2 / 0,5	7 x	237	= ϕ 569
		0,2 / 0,5	8 x	268	= ϕ 631
		0,2 / 0,5	9 x	299	= ϕ 693
		0,2 / 0,5	10 x	330	= ϕ 755
		0,2 / 0,5	11 x	361	= ϕ 817
		0,2 / 0,5	12 x	392	= ϕ 879
		0,2 / 0,5	13 x	423	= ϕ 941
		0,2 / 0,5	14 x	454	= ϕ 1003
		0,2 / 0,5	15 x	485	= ϕ 1065
		0,2 / 0,5	16 x	516	= ϕ 1127
		0,2 / 0,5	17 x	547	= ϕ 1189
		/		↓ +1	↓ +31



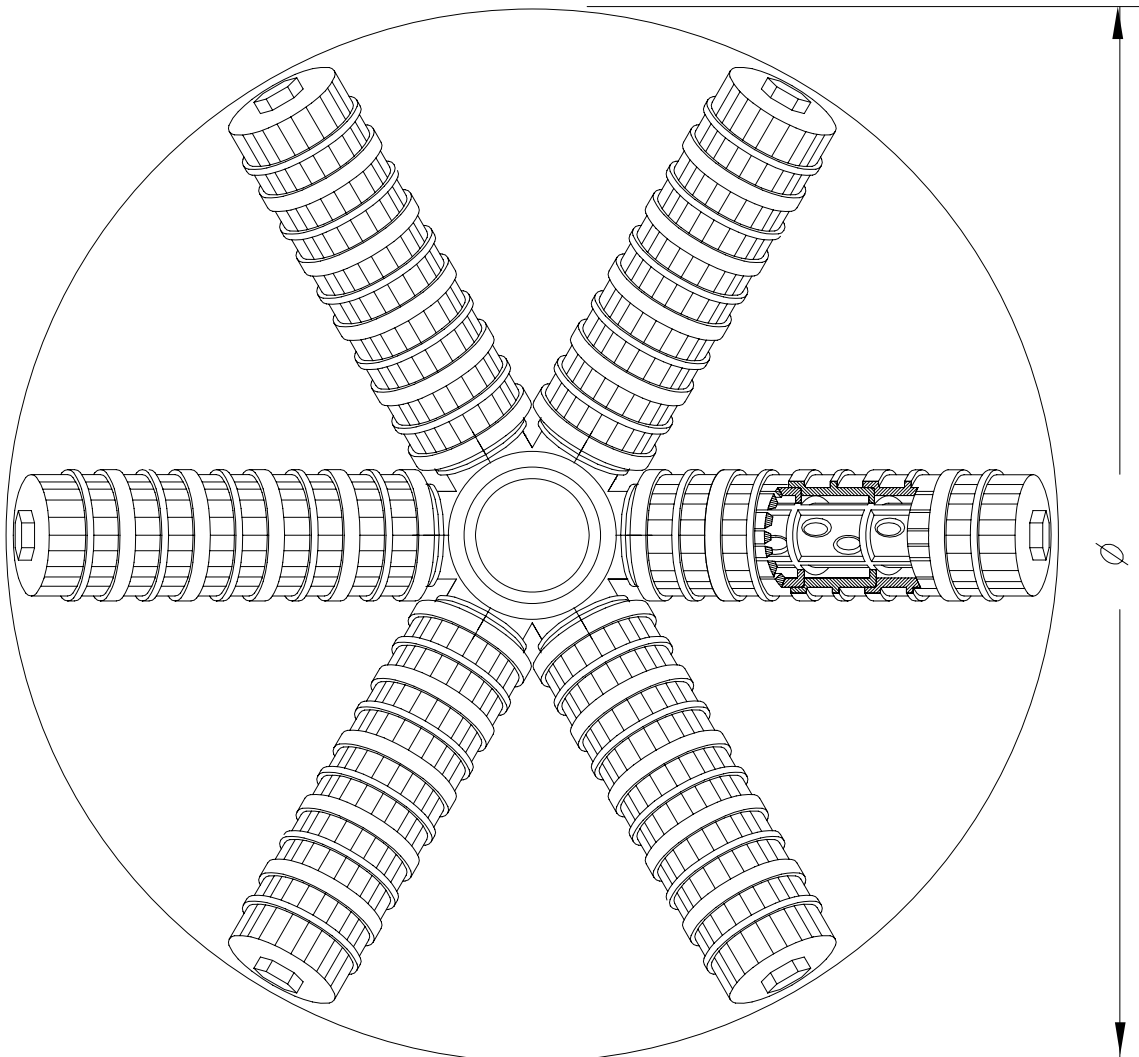
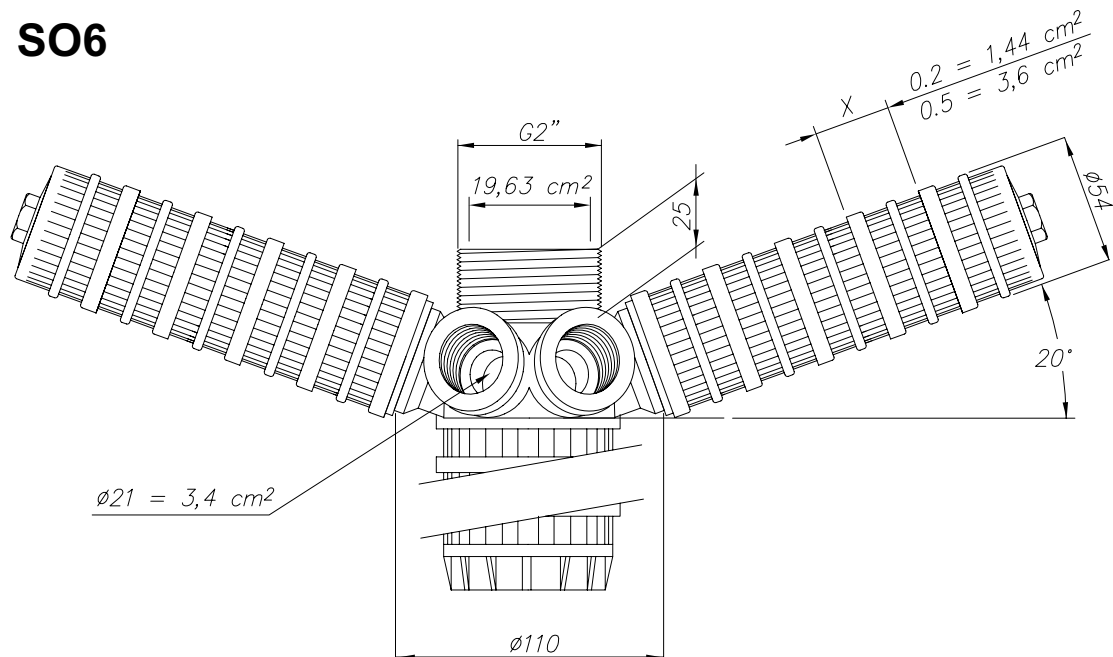
Filterdüsen-Sterne
mit 6 Armen

Filter-Nozzles-Stars
with 6 arms

Crépines étoiles
à 6 bras

Estrellas para
toberas a filtro
con 6 brazos

Typ SO6

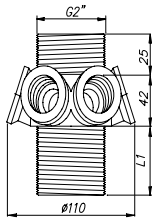


Filterdüsen-Sterne mit 6 Armen

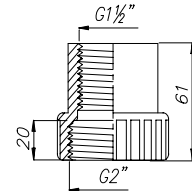
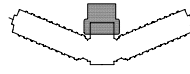
Filter-Nozzles-Stars with 6 arms

Crépines étoiles à 6 bras

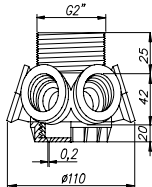
Estrellas para toberas a filtro con 6 brazos



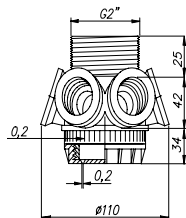
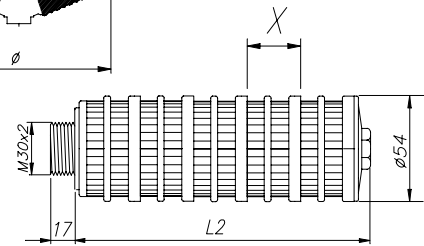
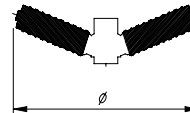
Bestellung Ordering Commande Encargo	Typ Type Type Tipa	L1
	MSO60	25 55



Bestellung Ordering Commande Encargo	Typ Type Type Tipa	Gewinde Thread Filetage Rosca
	GR2"	G 1 1/2"

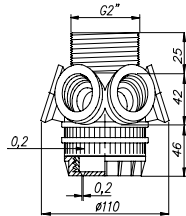


Bestellung Ordering Commande Encargo	Typ Type Type Tipa
	MSO6

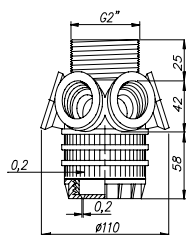


Bestellung Ordering Commande Encargo	Typ Type Type Tipa
	MSO61

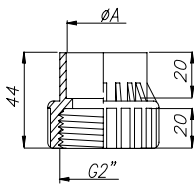
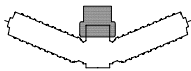
Bestellung Ordering Commande Encargo	Typ Type Type Tipa	Schlitze Slots Fentes Ranuras	X	L2	= Ø mm
	A	0,2 / 0,5	2 x	82	= Ø 258
		0,2 / 0,5	3 x	113	= Ø 316
		0,2 / 0,5	4 x	144	= Ø 374
		0,2 / 0,5	5 x	175	= Ø 432
		0,2 / 0,5	6 x	206	= Ø 491
		0,2 / 0,5	7 x	237	= Ø 549
		0,2 / 0,5	8 x	268	= Ø 607
		0,2 / 0,5	9 x	299	= Ø 665
		0,2 / 0,5	10 x	330	= Ø 724
		0,2 / 0,5	11 x	361	= Ø 782
		0,2 / 0,5	12 x	392	= Ø 840
		0,2 / 0,5	13 x	423	= Ø 898
		0,2 / 0,5	14 x	454	= Ø 957
		0,2 / 0,5	15 x	485	= Ø 1015
		0,2 / 0,5	16 x	516	= Ø 1073
		0,2 / 0,5	17 x	547	= Ø 1131
				/	↓ +1



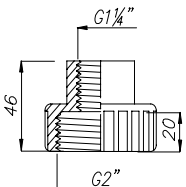
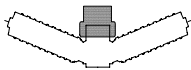
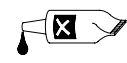
Bestellung Ordering Commande Encargo	Typ Type Type Tipa
	MSO62



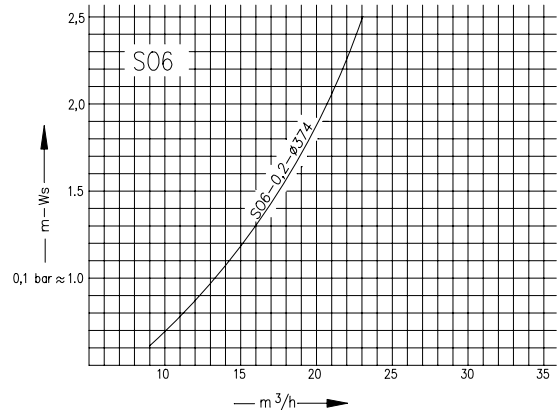
Bestellung Ordering Commande Encargo	Typ Type Type Tipa
	MSO63



Bestellung Ordering Commande Encargo	Typ Type Type Tipa	øA	Material Material Material Material
	GR2"	40 50 60,3 63	PVC



Bestellung Ordering Commande Encargo	Typ Type Type Tipa	Gewinde Thread Filetage Rosca
	GR2"	G 1 1/4"





Filterdüsen-Sterne mit 8 Armen

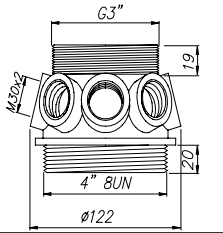
Filter-Nozzles-Stars with 8 arms

Crépines étoiles à 8 bras

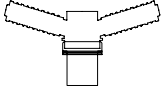
Estrellas para toberas a filtro con 8 brazos




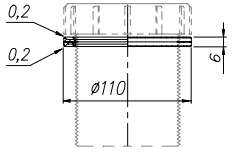
Bestellung Ordering Commande Encargo	Typ Type Type Tipa	Material Material Materiau Material
	MS8	PP




Technical drawing of MS8 nozzle star showing dimensions: G3", 19, 4" 8UN, 20, 122, 19, 4" 8UN, 122.

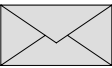


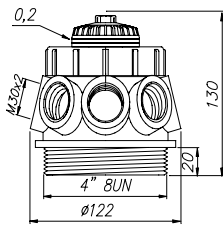
Bestellung Ordering Commande Encargo	Typ Type Type Tipa	Material Material Materiau Material
	ER3-0,2	PP



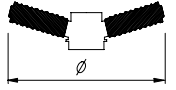
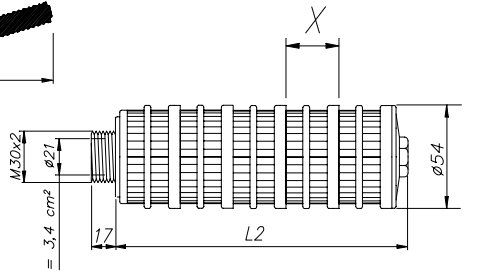
Technical drawing of ER3-0,2 nozzle star showing dimensions: 0,2, 0,2, 110, 6.




Bestellung Ordering Commande Encargo	Typ Type Type Tipa	Material Material Materiau Material
	MSK8	PP




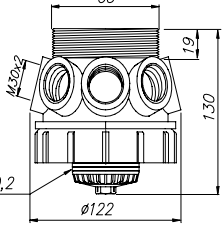
Technical drawing of MSK8 nozzle star showing dimensions: 0,2, 130, 4" 8UN, 20, 122, 19, 4" 8UN, 122.


Technical drawing of A nozzle star showing dimensions: M30x2, 21, 17, L2, 54, 3,4 cm².





Bestellung Ordering Commande Encargo	Typ Type Type Tipa	Material Material Materiau Material
	MSO8	PP

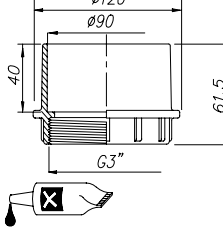


Technical drawing of MSO8 nozzle star showing dimensions: G3", 19, 130, 4" 8UN, 20, 122, 19, 4" 8UN, 122.


Bestellung Ordering Commande Encargo	Typ Type Type Tipa	Schlitze Slots Fentes Ranuras	X	L2	= Ø mm
	A	0,2 / 0,5	6 x	206	= Ø 520
		0,2 / 0,5	7 x	237	= Ø 580
		0,2 / 0,5	8 x	268	= Ø 640
		0,2 / 0,5	9 x	299	= Ø 699
		0,2 / 0,5	10 x	330	= Ø 759
		0,2 / 0,5	11 x	361	= Ø 819
		0,2 / 0,5	12 x	392	= Ø 879
		0,2 / 0,5	13 x	423	= Ø 939
		0,2 / 0,5	14 x	454	= Ø 999
		0,2 / 0,5	15 x	485	= Ø 1059
		0,2 / 0,5	16 x	516	= Ø 1119
		0,2 / 0,5	17 x	547	= Ø 1179
		0,2 / 0,5	18 x	578	= Ø 1239
		0,2 / 0,5	19 x	609	= Ø 1299
0,2 / 0,5	20 x	640	= Ø 1359		
0,2 / 0,5	21 x	671	= Ø 1419		
/	↓ +1	↓ +31	= Ø + 59,9		




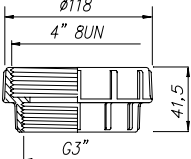
Bestellung Ordering Commande Encargo	Typ Type Type Tipa	Material Material Materiau Material
	GR3"-90	PVC




Technical drawing of GR3"-90 nozzle star showing dimensions: 120, 90, 40, 61.5, G3".

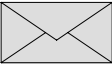


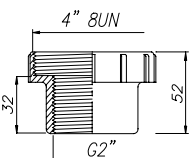
Bestellung Ordering Commande Encargo	Typ Type Type Tipa	Material Material Materiau Material
	VB4"-3"	PP




Technical drawing of VB4"-3" nozzle star showing dimensions: 118, 4" 8UN, 41,5, G3".




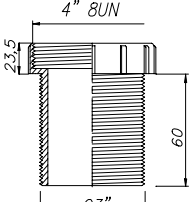
Bestellung Ordering Commande Encargo	Typ Type Type Tipa	Material Material Materiau Material
	GR4"-2"	PP



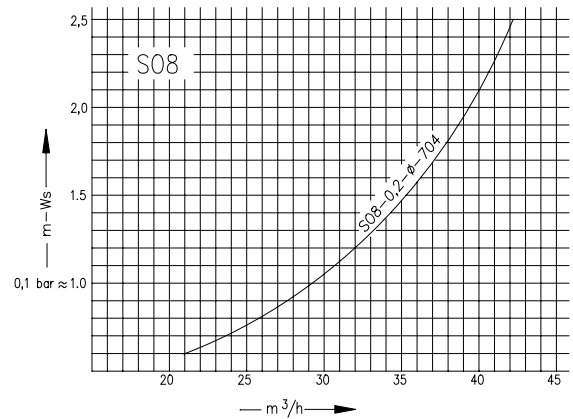
Technical drawing of GR4"-2" nozzle star showing dimensions: 4" 8UN, 32, 52, G2".



Bestellung Ordering Commande Encargo	Typ Type Type Tipa	Material Material Materiau Material
	GR4"-3"	PP



Technical drawing of GR4"-3" nozzle star showing dimensions: 4" 8UN, 23,5, 60, G3".



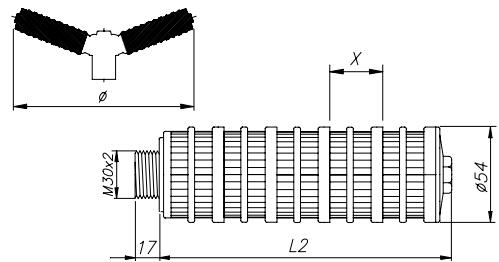
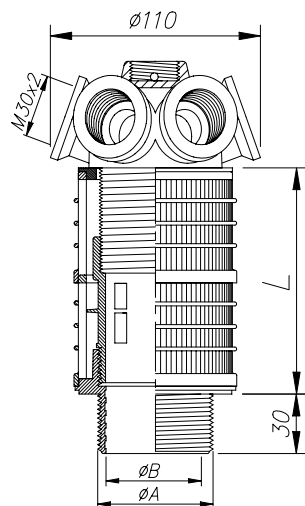
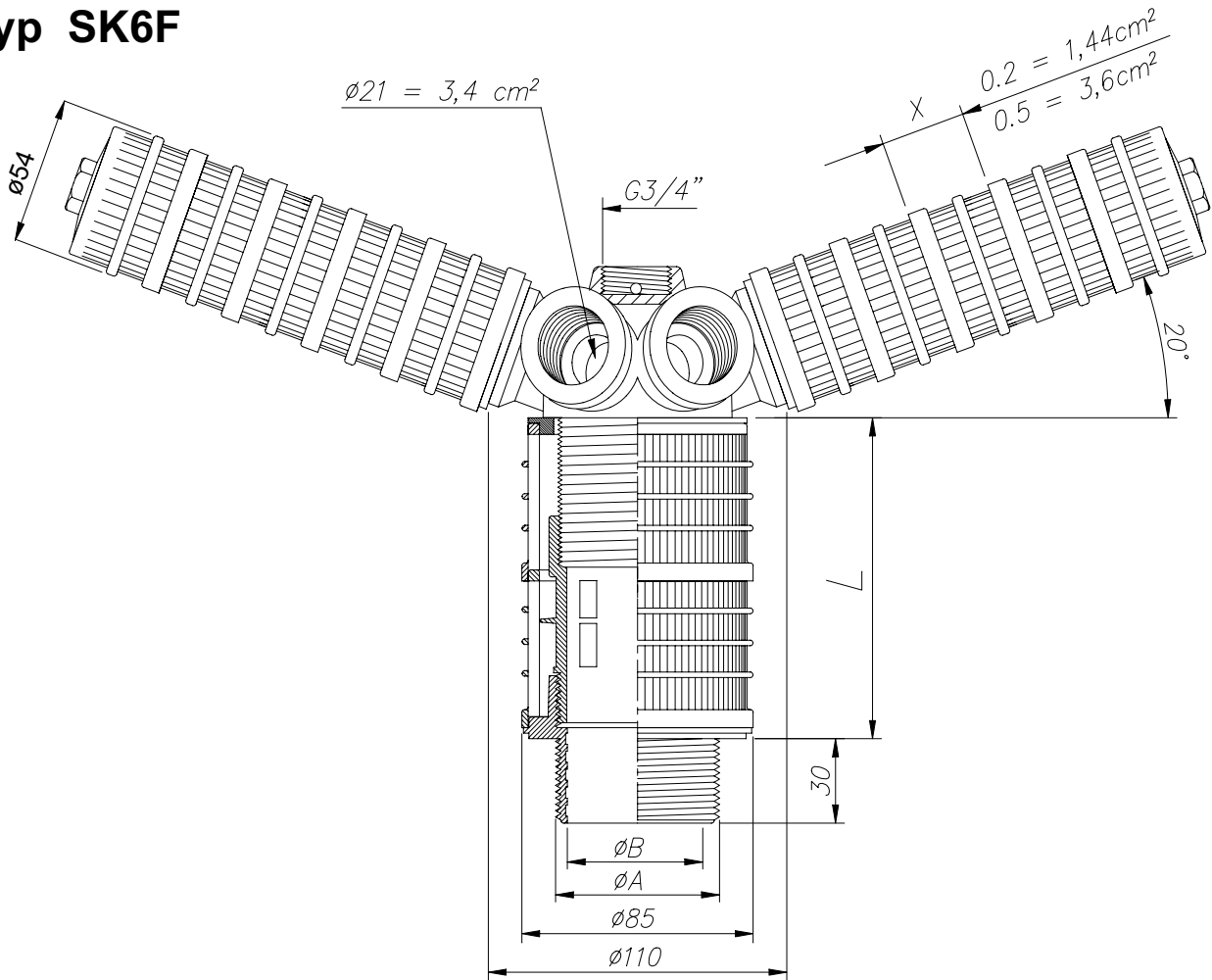
**Filterdüsen-Sterne
mit 6 Armen
für Flanschtank**

**Filter-Nozzles-Stars
with 6 arms
for Flange tank**

**Crépines étoiles
à 6 bras**

**Estrellas para
toberas a filtro
con 6 brazos**

Typ SK6F



Bestellung Ordering Commande Encargo	Typ Type Type Tipa	Schlitze Slots Fentes Ranuras	øA	øB	Kopflänge Headlength Longueur de tête Longitude de la cabeza	L
✉	MSK6F	0,2 0,5	G 2"	ø 50	64, 116, 170	
			G 2"	1 1/4"NPT		
			G 2"	1 1/2"NPT		
			ø 68	G 2"		

Bestellung Ordering Commande Encargo	Typ Type Type Tipa	Schlitze Slots Fentes Ranuras	X	L2	= ø mm	
✉	A	0,2 / 0,5	6 x	206	= ø 491	
		0,2 / 0,5	7 x	237	= ø 549	
		0,2 / 0,5	8 x	268	= ø 607	
		0,2 / 0,5	9 x	299	= ø 665	
		0,2 / 0,5	10 x	330	= ø 724	
		0,2 / 0,5	11 x	361	= ø 782	
		0,2 / 0,5	12 x	392	= ø 840	
		0,2 / 0,5	13 x	423	= ø 898	
		0,2 / 0,5	14 x	454	= ø 957	
		0,2 / 0,5	15 x	485	= ø 1015	
		0,2 / 0,5	16 x	516	= ø 1073	
		0,2 / 0,5	17 x	547	= ø 1131	
		/	↓ +1	↓ +31		

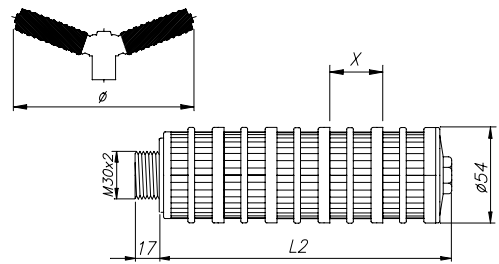
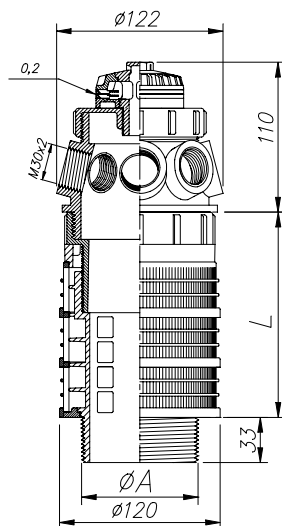
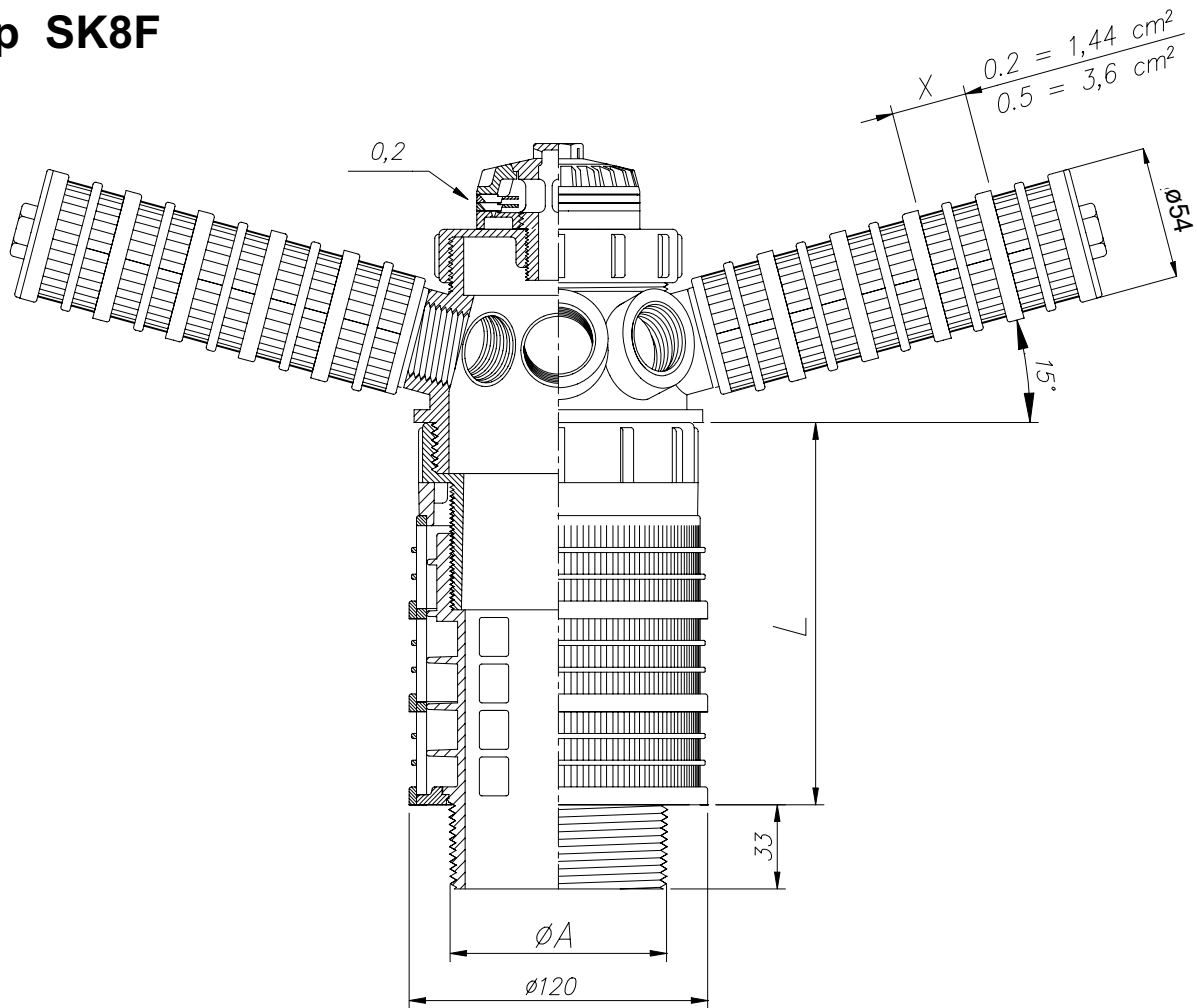
**Filterdüsen-Sterne
mit 8 Armen**
für Flanschtank

**Filter-Nozzles-Stars
with 8 arms**
for Flange tank

**Crépines étoiles
à 8 bras**

**Estrellas para
toberas a filtro
con 8 brazos**

Typ SK8F



Bestellung Ordering Commande Encargo	Typ Type Type Tipa	Schlitze Slots Fentes Ranuras	øA	Länge Length Longueur Largura	L
	MSK8F	0,2	G 3" 3"NPT 4" 8UN	150, 190, 228	

Bestellung Ordering Commande Encargo	Typ Type Type Tipa	Schlitze Slots Fentes Ranuras	X	L2	= ø mm
	A	0,2 / 0,5	6 x	206	= ø 520
		0,2 / 0,5	7 x	237	= ø 580
		0,2 / 0,5	8 x	268	= ø 640
		0,2 / 0,5	9 x	299	= ø 699
		0,2 / 0,5	10 x	330	= ø 759
		0,2 / 0,5	11 x	361	= ø 819
		0,2 / 0,5	12 x	392	= ø 879
		0,2 / 0,5	13 x	423	= ø 939
		0,2 / 0,5	14 x	454	= ø 999
		0,2 / 0,5	15 x	485	= ø 1059
		0,2 / 0,5	16 x	516	= ø 1119
		0,2 / 0,5	17 x	547	= ø 1179
		/	↓ +1	↓ +31	= ø + 59,9

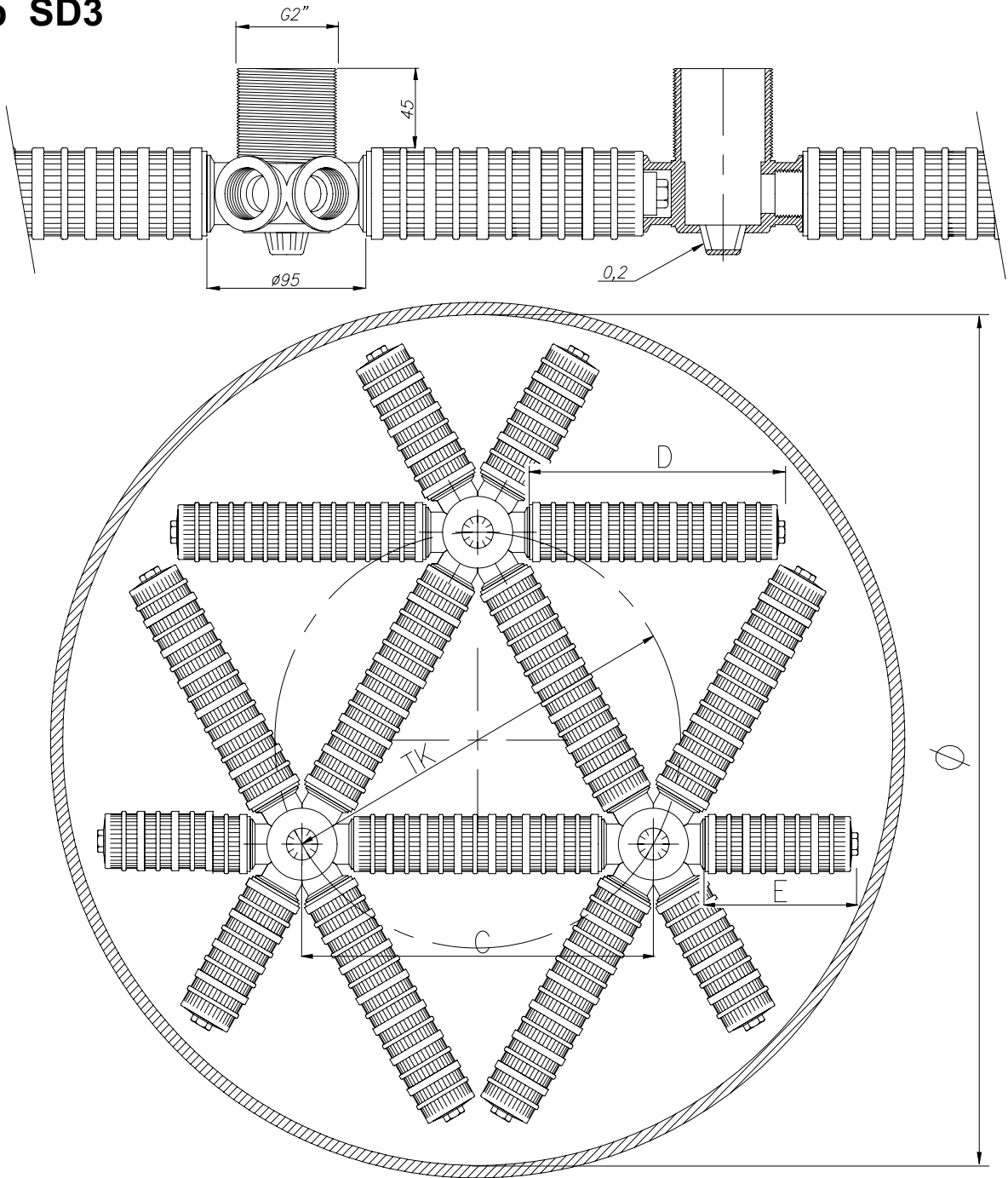
Drainage-
system


Drainage
system

Système de
drainage

Systema de
drenaje

Typ SD3



Bestellung Ordering Commande Encargo	Typ Type Type Tipa	Schlitze Slots Fentes Ranuras	Ø	TK	C	D	E
	SD3	0,2	600	308	265	175	82
			700	344	298	206	82
			800	416	362	268	144
			900	452	392	299	144
			1000	522	454	361	175
			1100	522	454	361	237
			1200	522	454	361	299

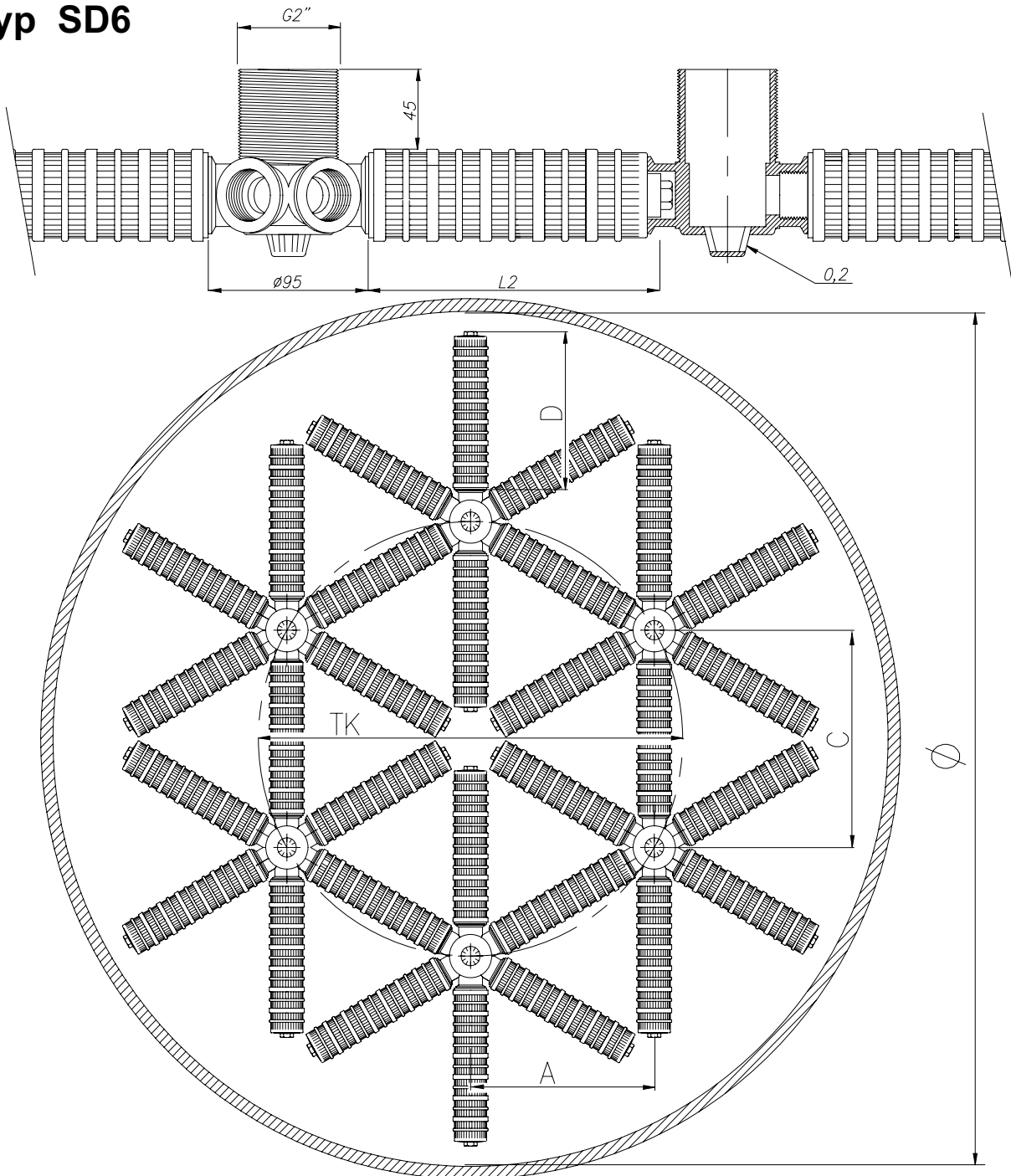
Drainage-
system

Drainage
system

Système de
drainage

Systema de
drenaje

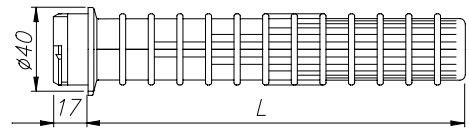
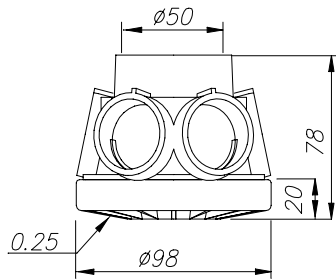
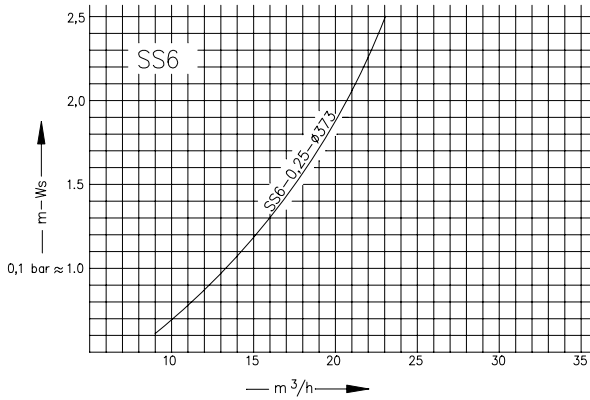
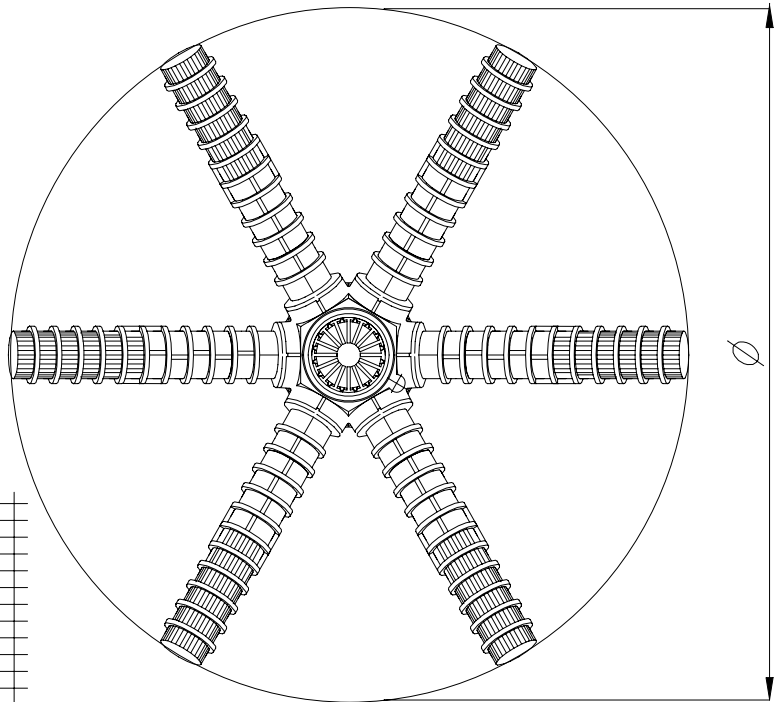
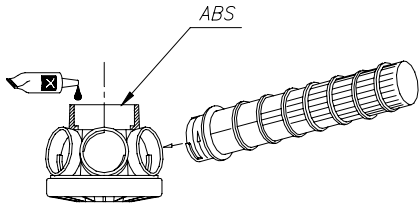
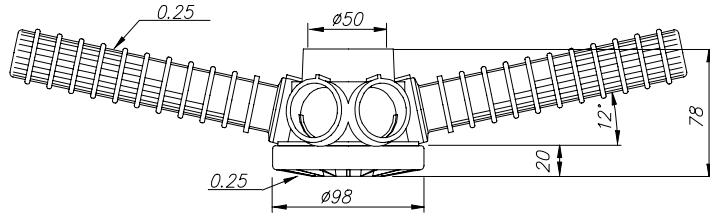
Typ SD6



Bestellung Ordering Commande Encargo	Typ Type Type Tipa	Schlitze Slots Fentes Ranuras	Ø	TK	C	D	A
✉	SD6	0,2	800	408	204	113	176,7
			1000	536	268	175	232,1
			1200	600	300	206	259,8
			1300	664	332	237	287,5
			1400	728	364	268	315,2
			1500	788	394	299	341,2
			1700	852	426	330	368,9
		1800	912	456	361	394,9	

Filterdüsen-Sterne für Sandfilter (Schwimmbad-Filteranlagen) **Filter-Nozzles-Stars for sand filter** **Crépines étoiles pour filtre à sable** **Estrellas para toberas a sand filtro**

Typ SS6



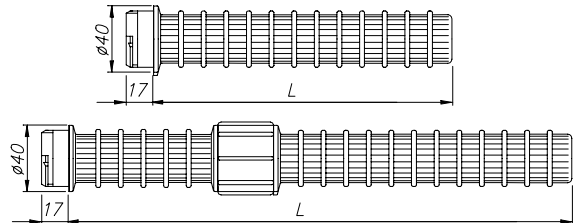
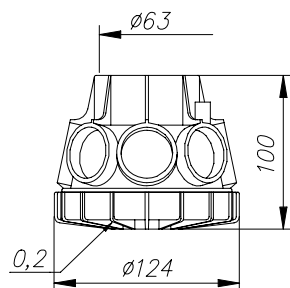
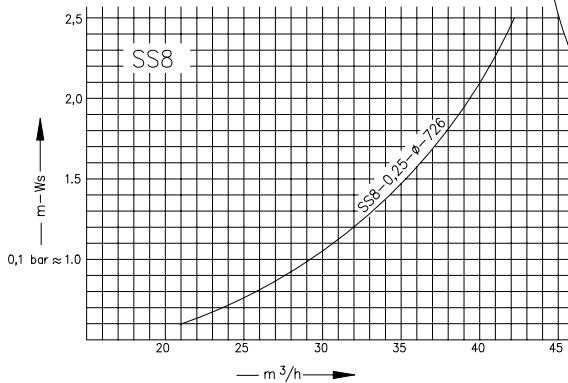
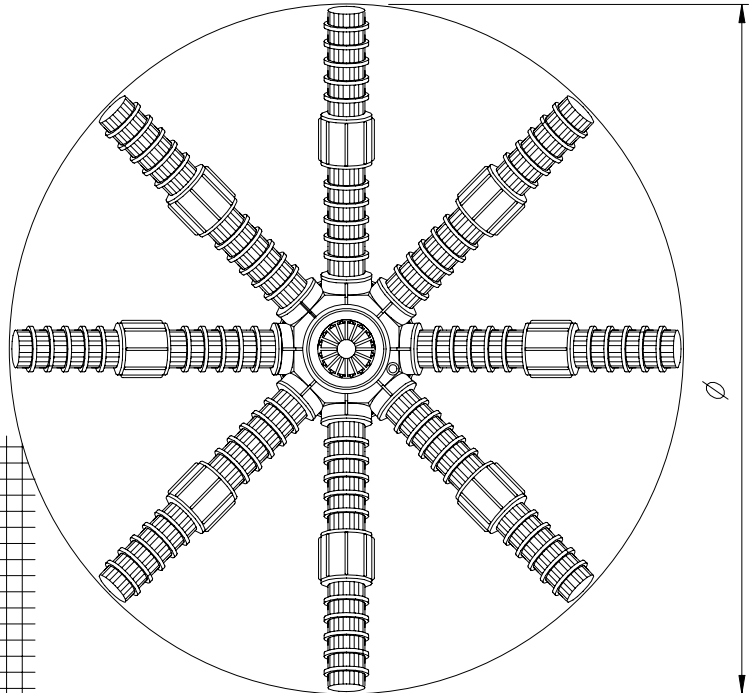
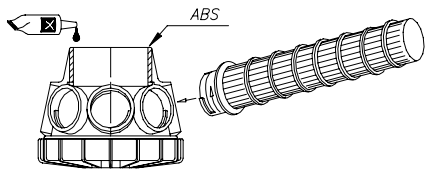
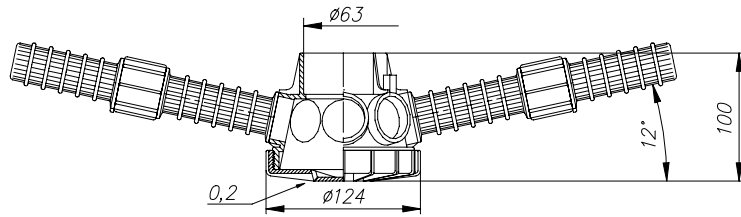
Bestellung Ordering Commande Encargo	Typ Type Type Tipa	Material Material Materiau Material
	MSS6	ABS



Bestellung Ordering Commande Encargo	Typ Type Type Tipa	Schlitze Slots Fentes Ranuras	L	= Ø	mm
	A4	0,25	85	= Ø	260
			113	= Ø	314
			143	= Ø	373
			185	= Ø	460
			210	= Ø	510

Filterdüsen-Sterne für Sandfilter (Schwimmbad-Filteranlagen) **Filter-Nozzles-Stars for sand filter** **Crépines étoiles pour filtre à sable** **Estrellas para toberas a sand filtro**

Typ SS8



Bestellung Ordering Commande Encargo	Typ Type Type Tipa	Material Material Materiau Material
	MSS8	ABS



Bestellung Ordering Commande Encargo	Typ Type Type Tipa	Schlitze Slots Fentes Ranuras	L	= Ømm
	A5	0,25	85	= Ø 284
			113	= Ø 338
			143	= Ø 397
			185	= Ø 479
			210	= Ø 532
			240	= Ø 586
			270	= Ø 644
			312	= Ø 726
			337	= Ø 779
			367	= Ø 833
			397	= Ø 892
			439	= Ø 974
			464	= Ø 1026

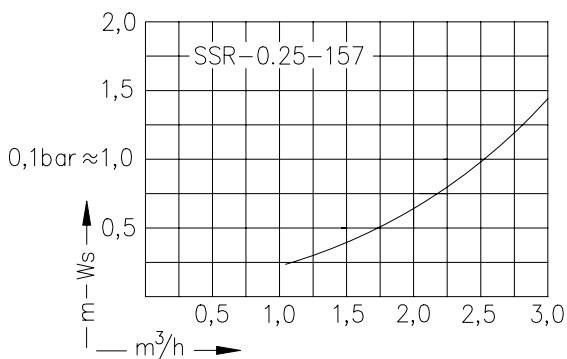
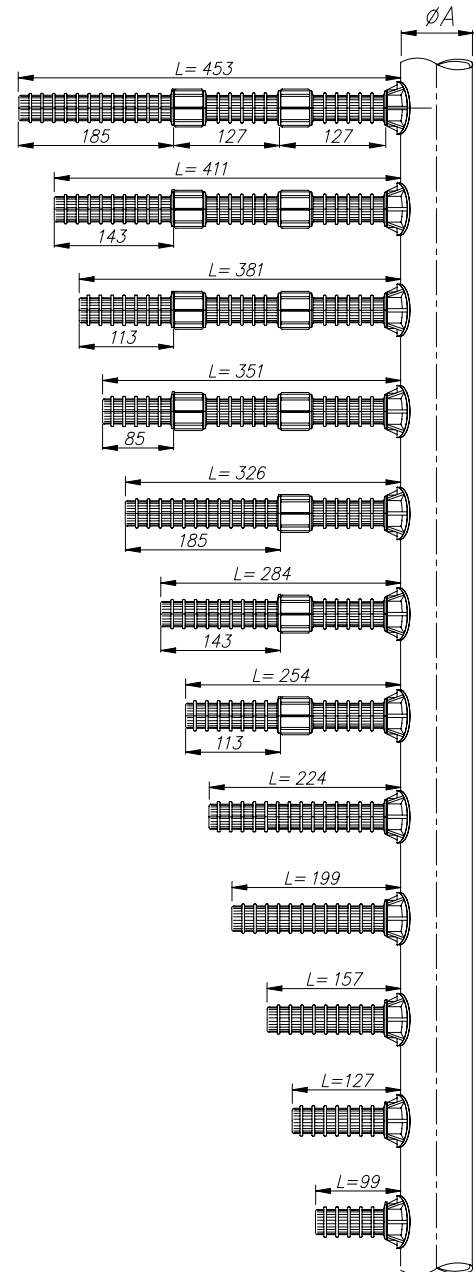
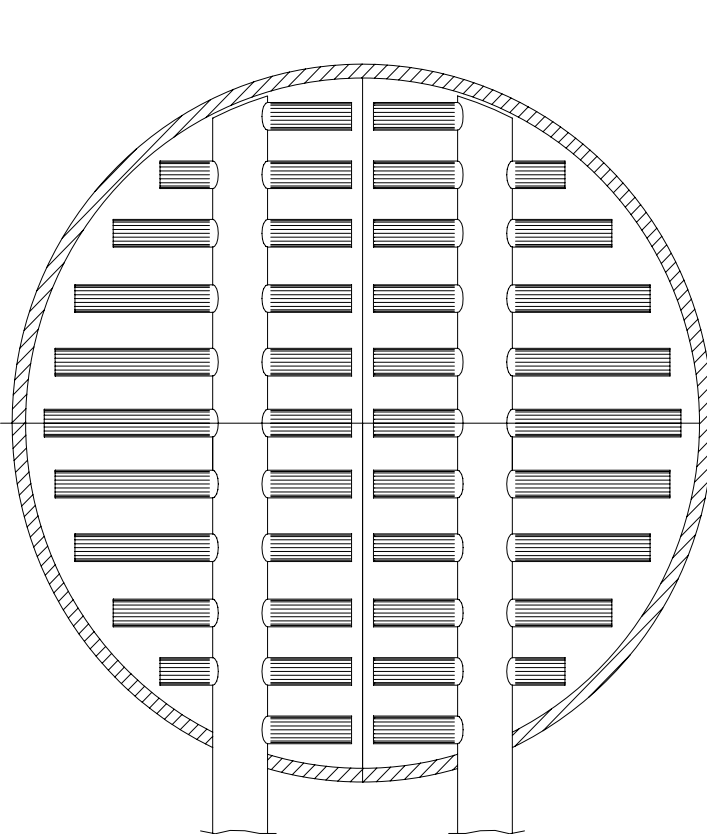
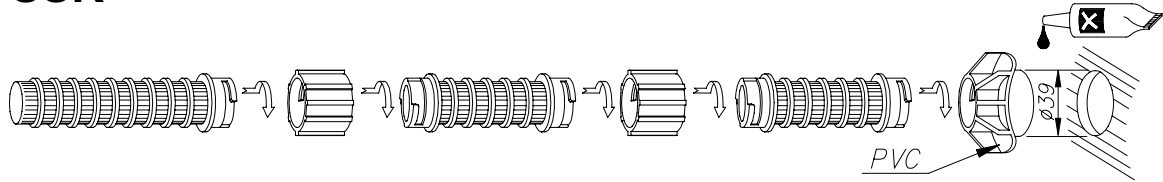
Filterdüsen-
Arme

Filter-Nozzles
Arms

Crépines bras

Brazos de toberas
a filtro

Typ SSR



Bestellung Ordering Commande Encargo	Typ Type Type Tipa	Schlitze Slots Fentes Ranuras	$\varnothing A$	Länge Length Longueur Largura	L
	SSR	0,25	$\varnothing 63$	99, 127, 157, 199, 224, 254, 284, 326, 351, 381, 411, 453, 480, 508, 538, 580, 607, 635, 665, 707, 734, 762, 792, 834, 861, 889, 919, 961, 988, 1016, 1046, 1088 ...	
			$\varnothing 75$		
			$\varnothing 90$		
			$\varnothing 114$		

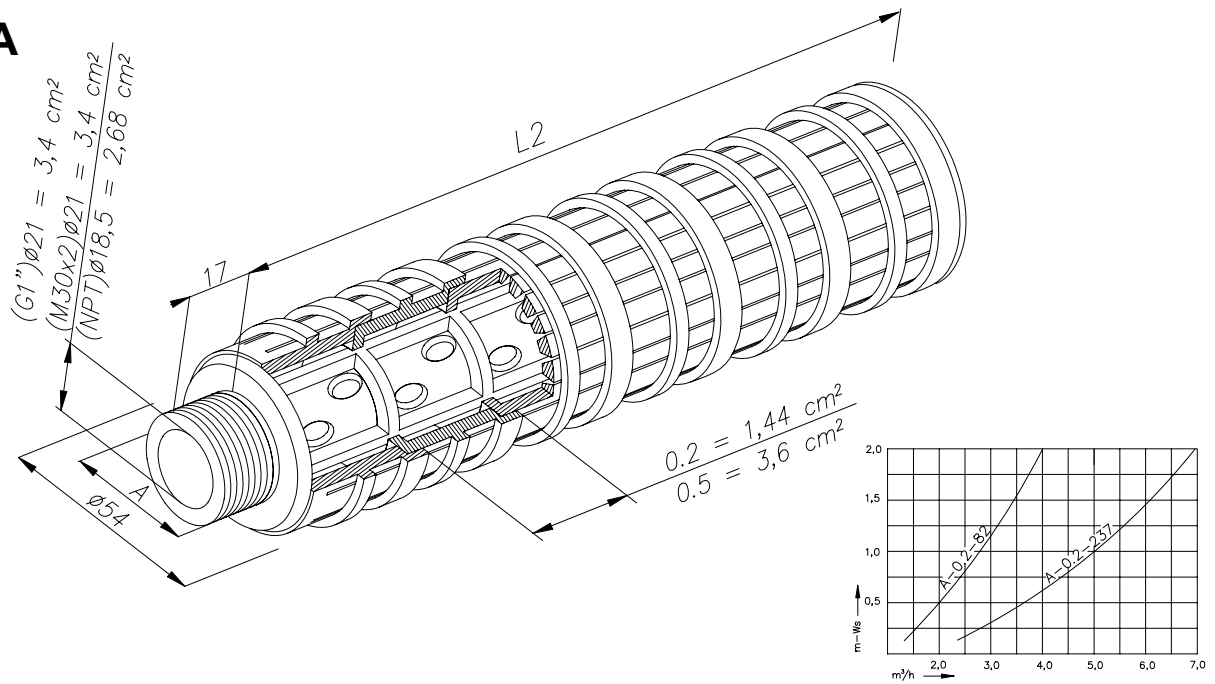
**Filterdüsen-
Arme**

**Filter-Nozzles
Arms**

Crépines bras

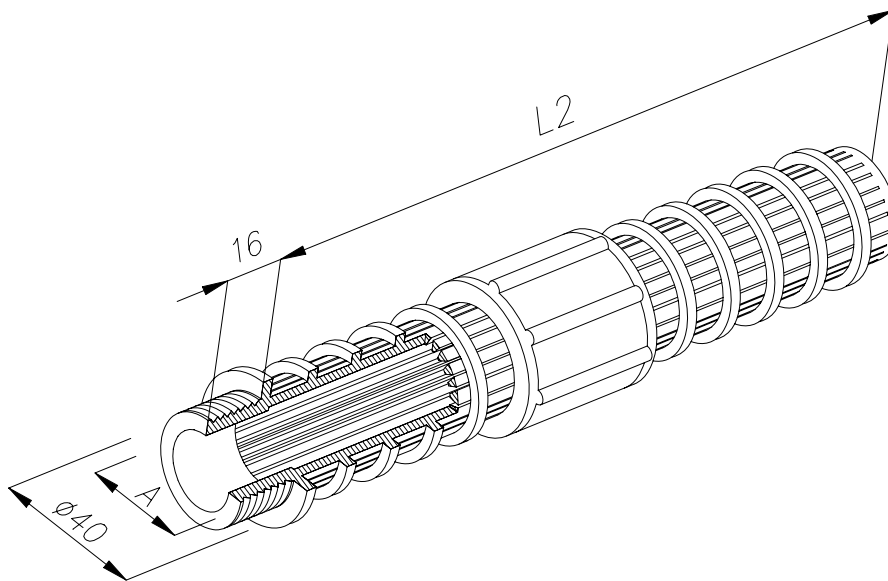
**Brazos de toberas
a filtro**

Typ A



Bestellung Ordering Commande Encargo	Typ Type Type Tipa	Schlitz Slots Fentes Ranuras	Gewinde Thread Filetage Rosca	A	Länge Length Longueur Largura	L2
	A	0,2	M30x2		82, 113, 144, 175, 206, 237, 268, 299, 330, 361, 392, 423, 454, 485, 516, 547, 578,	
		0,5	3/4"NPT			
		1,0	G 3/4"			
		2,0	G 1"			

Typ A3



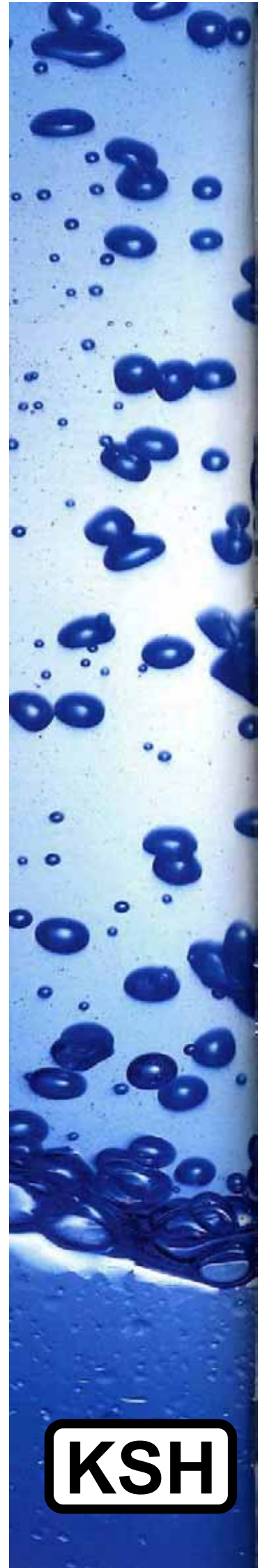
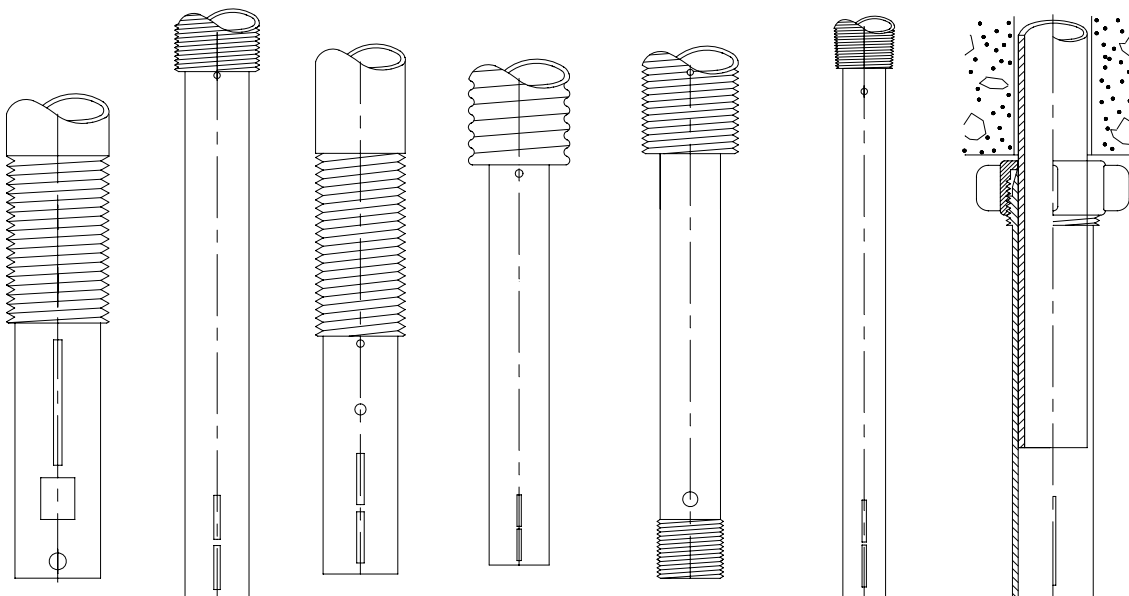

Bestellung Ordering Commande Encargo	Typ Type Type Tipa	Schlitz Slots Fentes Ranuras	Gewinde Thread Filetage Rosca	A	Länge Length Longueur Largura	L2
	A3	0,25	G 3/4"		212, 240, 270, 312, 337, 367, 397, 439, 464, 494, 524, 566, 591, 621, 651, 693, 820, 947, 1074	+127 ...
			M30x2			
			G 1"			

**Beispiele
Sonderanfertigungen
auf Anfrage**

**Examples for
special-design
on request**

**Exemples de
fabrication spéciale
sur demande**

**Ejemplos de
fabricaciones especial
sobre demanda**



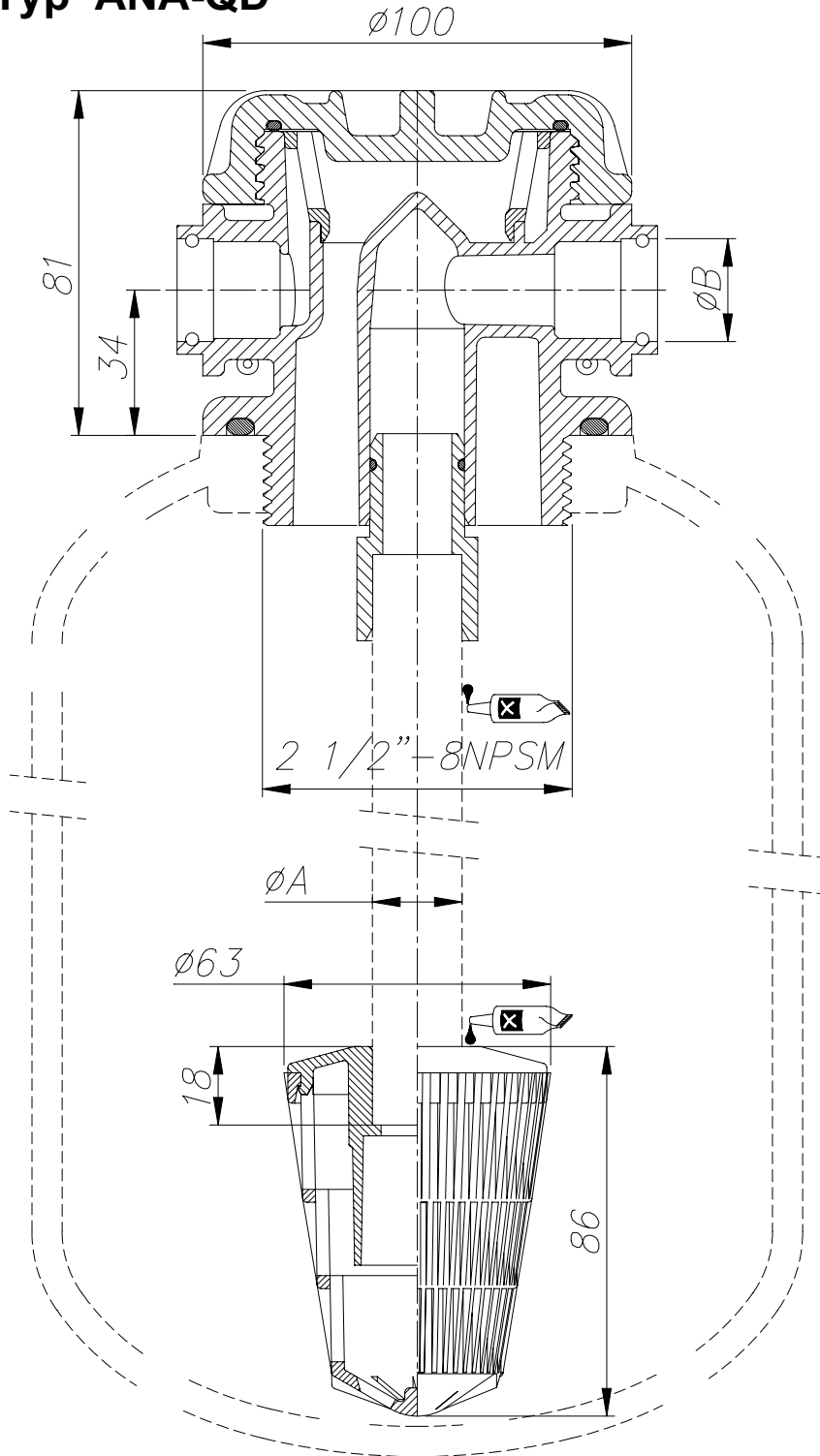
Anschluß-
armatur

Manifold
head

Raccord pour
bouteilles
échangeuses d'ions

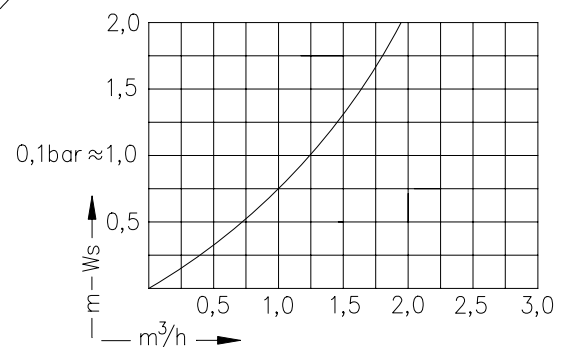
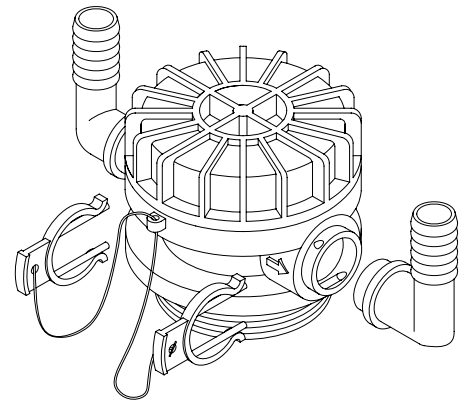
Racor Adaptador
para Botellas de
intercambio Ionico

Typ ANA-QD



P max. 8 bar - 120 PSI

T max. 45°C - 110°F



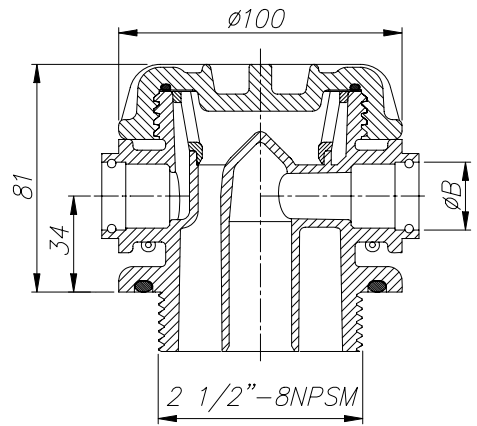
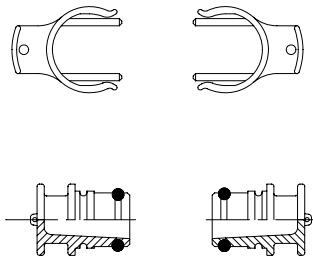
Bestellung Ordering Commande Encargo	Typ Type Type Tipa	ØA = mm	Gewinde Thread Filetage Rosca	ØB
	ANA	1"	Ø 25,4	QD
		13/16	Ø 20,64	
		1,05"	Ø 26,67	
		25	Ø 25,2	

**Anschluß-
armatur**

**Manifold
head**

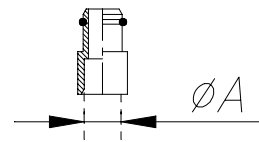
**Raccord pour
bouteilles
échangeuses d'ions**

**Racor Adaptador
para Botellas de
intercambio Ionico**

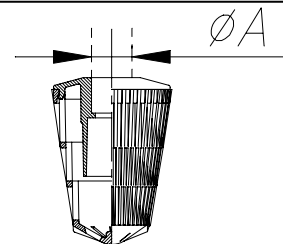


Bestellung Ordering Commande Encargo	Typ Type Type Tipa
	ANA-QD

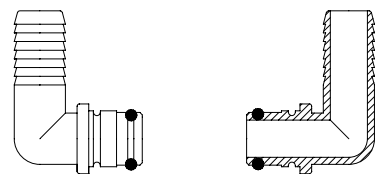
Bestellung Ordering Commande Encargo	Typ Type Type Tipa	$\varnothing A$	= mm
	RA	1"	$\varnothing 25,4$
		13/16	$\varnothing 20,64$
		1,05"	$\varnothing 26,67$
		25	$\varnothing 25,2$



Bestellung Ordering Commande Encargo	Typ Type Type Tipa	Schlitze Slots Fentes Ranuras	$\varnothing A$	= mm
	GDU	0,2 = 5,22 cm ²	1"	$\varnothing 25,4$
			13/16	$\varnothing 20,64$
			1,05"	$\varnothing 26,67$
			25	$\varnothing 25,2$



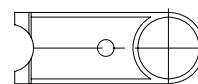
Bestellung Ordering Commande Encargo	Typ Type Type Tipa
	OD-HE



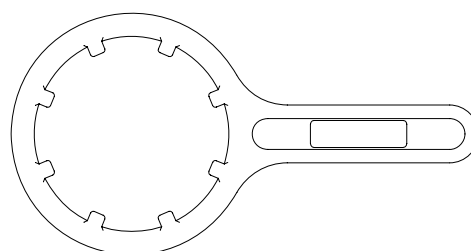
Bestellung Ordering Commande Encargo	Typ Type Type Tipa
	QD- G^{3/4}"



Bestellung Ordering Commande Encargo	Typ Type Type Tipa
	ANA-K



Bestellung Ordering Commande Encargo	Typ Type Type Tipa
	ANA-S



Filterdüsen-
für Düsenstab

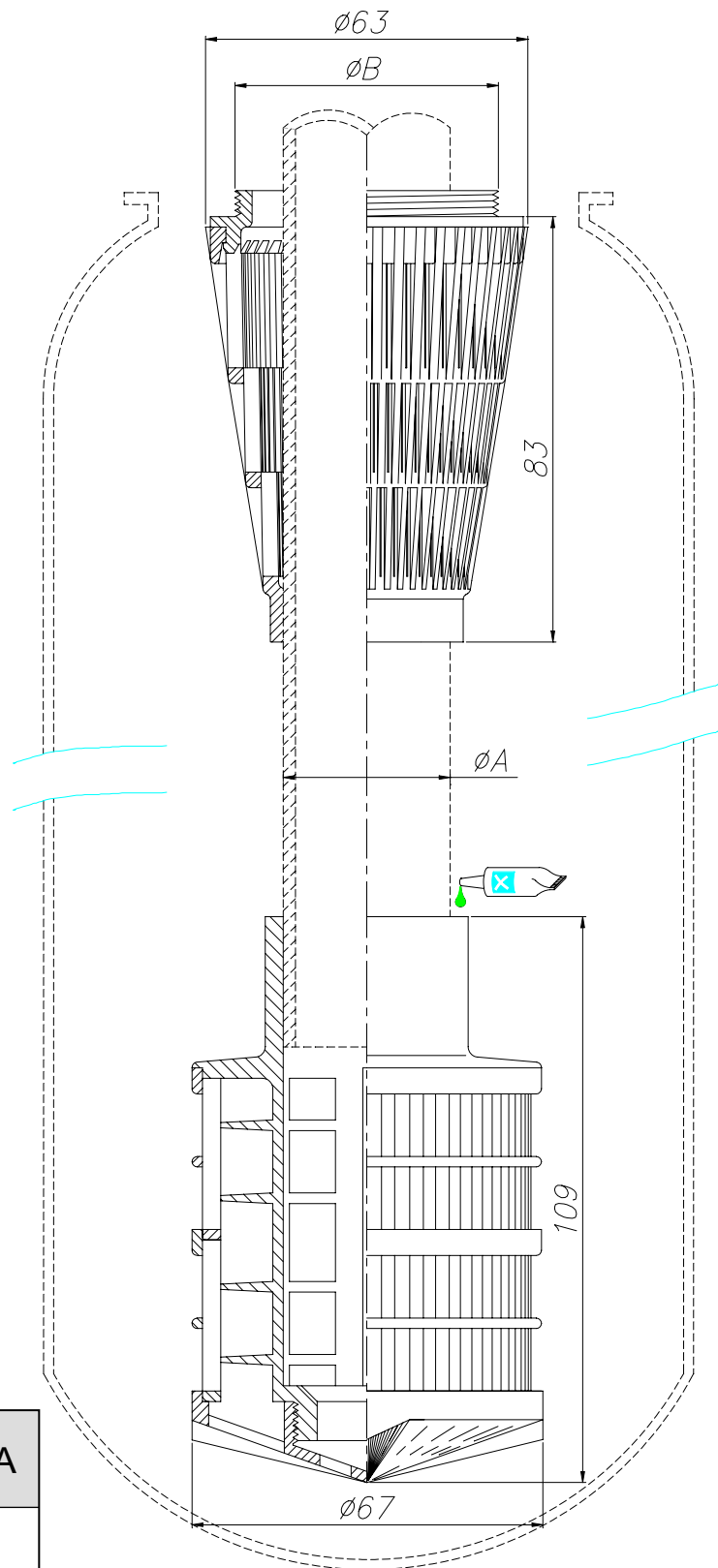
Filter-Nozzles
for Distributor

Crépines pour
distributeur

Toberas
de distribución

Typ GDO

Typ GWU2



Bestellung Ordering Commande Encargo	Typ Type Type Tipa	Schlitze Slots Fentes Ranuras	$\varnothing B$	$\varnothing A$
✉	GDO	0,2 = 5,22cm ²	2"20 $\varnothing 60,5$ $\varnothing 60$ QD	32
	GWU2	0,2 = 7,58cm ² 0,3 = 11,37cm ² 0,5 = 18,95cm ²		

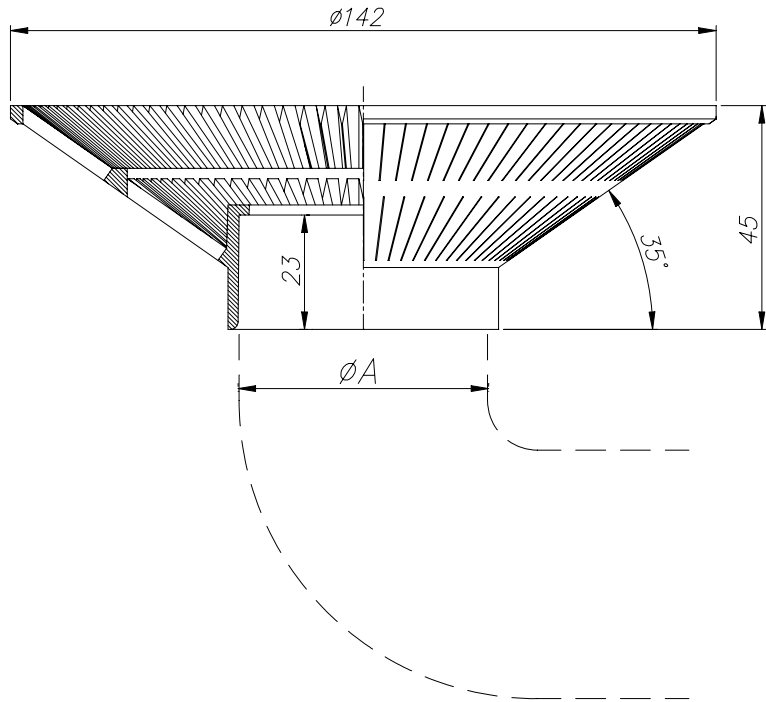
Obere – untere
Verteiler

Top – bottom
distributor

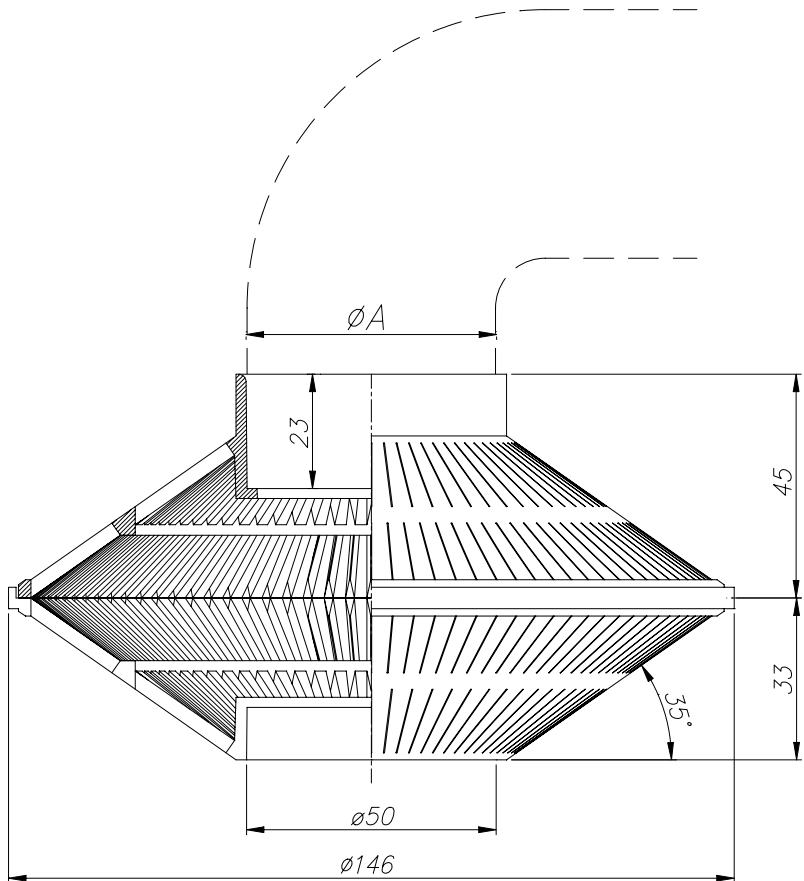
Distributeur
Superieur
Inferieur

Distribuidor
Superior
Inferior

Typ OV



Typ UV



Bestellung Ordering Commande Encargo	Typ Type Type Tipa	Schlitze Slots Fentes Ranuras	øA
	OV	0,25	ø1,9"
	UV	0,25 = 17,96 cm ²	ø50